



Cabarrus Quilters' Guild Newsletter

October 2018

To instill in future generations the love and art of quilt making.

FROM THE PRESIDENT'S DESK

I hope that everyone had as much fun as I had at the quilt show this year. The quilts just keep getting better and better. The Quilts of Valor presentation was great (what a turn out), and the other booths were full of goodies. It was so nice to have lunch in the building. Who doesn't like a good hotdog? I want to send a big thank you to everyone who had, even a little, a hand in making this a good show. The guild says thank you to Stephanie Mayes, her committee, all the other volunteers, and even the husbands who pitched in.



*Best of Show:
Umbrellas for Sale
by Diane Thayer*

I know that everyone wants to know what the bottom line was on the show; the totals have not yet been sent in and Gen is working on giving us the complete view. This will all be done by the November meeting, thanks for your patience.

I will not be at the October meeting, so Connie will be my stand-in. I hope all remembered that Christian Tours will be giving the program on our 2019 trip. I would love to have you call come with

us. Have a great month, and I'll see you all in November.

Happy sewing,
Barbara Hinson

IMPORTANT GUILD ANNOUNCEMENTS

WHITE ELEPHANT

A great big **THANK YOU** to everyone who helped with the White Elephant. That means you, everyone in the guild. From the first donations to the help taking down and packing up the last of it... I am so grateful for all of the help we received. It truly is a whole guild effort.

Thank you,
Marguerite Klaiber


GUILD GARAGE SALE

Beginning with the November newsletter, there will be a section each month with items for sale by guild members. This will be at no cost, but if the item sells, a donation to guild of 10% of the sale is requested. We ask that you please give the money to Gen. The item will only run in one newsletter unless the guild member emails Janneke Bahamon requesting that it be in the newsletter a second time. You can only put sewing related items in and only one at a time. Please send requests to cabarrus.quilters@gmail.com

JIM LEMON'S HISTORY CLASS QUILTS

These photos are from Jim Lemon's history students during the early nineties. He had taken a quilting class from Faye West and thought it would be good to add quilting to the curriculum when

studying the Reformation Period after the Civil War. Each child made a square and put their name in it. Then the ladies of the Parent Teacher School Organization (PTSO) sewed the squares together. The quilt was then raffled off for money for the school. Later, the students made landscape quilts that were designed by the students. This helped with math skills as well as history.



WEAVING HISTORY – Eighth grade students at Northwest Middle School have been studying the history of North Carolina. As part of the lesson plan, students created an historic quilt. Working on the quilt are from left, Nathan Graham, Adrienne Dygert, Sabrina Rinehardt, Amanda Brown and Margaret McKinney. **93** Photo by Frankie Parr



RECYCLING THE PAST – Members of the 8th grade orange team in Jim Lemmon's North Carolina history class at Northwest Cabarrus Middle School were each required to sew and quilt a square, with 60 of the best squares being sewn into a quilt by the school's PTSO. The project was designed to teach students about the lives of the state's first settlers. The crazy quilt pattern was used because any material could be used, even recycled scraps. The quilt will be given away Thursday during the PTSO meeting. **92** Photo by Frankie Parr

REGULAR MEETING DATE AND STARTING TIME

MONDAY, OCTOBER 8

We meet on the second Monday of each month in the basement fellowship hall at Forest Hill United Methodist Church, 265 Union St., N., Concord, NC. VISITORS WELCOME!

The building opens at 6 o'clock. From 6:15 to 6:30, enjoy refreshments, greet friends, sign up for upcoming activities, workshops, check out program displays, get a book from our library, etc. The meeting will begin at **6:30** and have a short break.

2018 GUILD OFFICERS

- President - Barbara Hinson
- Vice President – Melba Mick
- Secretary – Claudia Hoerner
- Treasurer – Genevieve Van Loan

LAST MEETING MINUTES

Cabarrus Quilters Guild
 Minutes of General Membership Meeting
 Monday Sept 10, 2018

President Barbara Hinson began the meeting at 6:30. She thanked all members who came out. Charlotte Doyle made a motion to pass the August minutes and Beverly Cook second the motion. Karen Swart named off all the September birthdays. Reba Bryan won a birthday balloon and Charlotte Doyle won one the second. Karen Swart ask for the October birthday members to please help her out as she will be out of town for that meeting.

Natalie Swilley named off the visitors, they were Mary Yanik, Linda Gilbert, Sandy Odell, Terry Moore, Janie McGuire and Liz Cecchettini.

Lisa Alley was our speaker and she explained what goes into judging a quilt. She asked everyone to learn from what they say. There are two things, design and execution. Under design is balance, proportion, rhythm, dominance and unity. A quilt must be balanced in design and, everything must fit together for proportion, there are three types of

rhythm, regular, flowing and progressive. Dominance is what your eye goes to first and for unity all parts work together. A quilt must look heavier on the bottom. Under execution whether it be hand applique, machine applique, hand embroidery, or machine embroidery the stitches must be consistent and secure. Embellishments must be secure and add to the quilt. Borders have to long line and straight. Bottom line is a judge is human. We need to take the critique as a learning tool. Remember you are making your quilt for you not the judge and maintain your joy.

Connie Richardson contacted CVAN and they are pleased with what we are donating, and we are hitting the mark on what they need. Victory Junction uses two quilts for auction and are very happy with the quilts and teddy bears.

The activity for October will be in the September newsletter. Stephanie Mayes thanked everyone who has helped out so far. She said the church has been very cooperative with the guild. Remember to drop off your quilts for judging on Tuesday starting at 8:30am at 601 Cabarrus Ave. the judging will be on Wednesday and the set up will start on Thursday at 9:00am at the church.

There were some very nice quilts for show and tell. Sandra Allred won the door prize.

The meeting was adjourned at 8:20.

Respectfully submitted
Claudia Hoerner, Secretary 9/11/2018

REFRESHMENTS/GREETERS-OCTOBER

GREETER: Sandra Allred

REFRESHMENTS: Sharon Vrooman, Bonnie Labadie, Terry Patterson, Darlene Woodham, Esta Wannamaker, and Linda McGlamery

Don't forget to bring refreshments next month if your birthday is in November!

Please remember to sign up to be a greeter for our guild meetings!

2018 RAFFLE QUILT

If you haven't picked up your 2018 Raffle Quilt tickets, please do so at the next meeting. Also, if anyone has suggestions for places to sell tickets please contact Darlene Woodham.

2018 – PROGRAMS & WORKSHOPS

You can sign up for the workshops. The cost for all workshops this year is \$35, plus the cost for kits/patterns/etc. that the instructor may charge. Workshops will be at Epworth United Methodist Church (1030 Burrage Rd NE Concord, NC) and are fro 9:30am-3:30pm.

October – Gail Toliver- Intro to paper piecing

November - CVAN program

December - Christmas Party

OCTOBER WORKSHOP SUPPLY LIST

In the Paper Piecing Workshop, you will be learning the BASIC ELEMENTS of HOW to Paper Piece. The Workshop will show you how to use the Add-A-Quarter ruler and getting use to the idea of doing things BACKWARDS to achieve wonderful Flying Geese points, Mariner's Compasses, New York Beauties, etc. But to achieve those beautiful blocks, there is fabric waste.

Therefore, for workshop purposes, bring fabric that you don't care about cutting up, UGLY fabric, or the "wonder what was I thinking when I bought this" fabric. Whatever fabric you bring, keep in mind it is for class experimentation, there will be waste, and sometimes "hacked up."

How much fabric to bring? Some fat quarters or 10 inch squares, or jelly roll, or 1/4 yard cuts, or bring a gallon size zip lock bag of assorted fabrics or a small shoe box size scrap bin. .

We will make SMALL blocks, like Log Cabin, Courthouse Steps, Crazy Patch, (choice of simple) Flower blocks, etc. For those feeling adventurous, there will be a SIMPLE New York Beauty block with Flying Geese arc(s). I will supply the patterns.

So. . . here's the supply list:

1. Sewing Machine & general sewing supplies and notions for any class
2. Rotary cutter
3. Rotary mat - medium size cutting board; no smaller than 10" X 12", 12" X 18" or the like. Doesn't have to be huge. More like personal use.
4. A ruler measuring about 3 1/2" X 12" - basically, a ruler you are comfortable using to squaring up blocks.
5. Flower pins. This is a long pin with a FLAT flower glued to the end of each pin. The flower is flat so the paper can easily be folded back over the pin and still lay flat. Flat Flower pins are also good to use while rotary cutting. This will make sense when seen in the workshop.
6. Add-A-Quarter ruler - either 6", 12", or 18" - your preference
7. Elmer's glue stick or your choice of fabric glue stick/pen
8. SEAM RIPPER (! ! ! !)
9. Quarter inch foot OR able to move needle to sew a quarter inch seam allowance.
10. **Scotch tape** - NOT CELLOPHANE TAPE. Cellophane tape with WREAK HAVOC on your machine.
11. Stiletto or Purple Thang
12. High quality sewing thread - 50 wt.
13. Open toe/Applique foot or a presser foot to see the "sewing line" on the pattern.
14. Portable ironing surface (optional)
15. Microtex Sharps needles (optional). Since this is a workshop, bring what you have. NO BALLPOINTS
16. Extra bobbins - optional.

ACTIVITIES

The Activities Committee has announced the October activity – a recipe share! Please bring in a Autumn/Halloween/Tailgating recipe. Type (or neatly print) on one side of the page (These will be scanned, so no two sided admissions please.) Your recipe can be longer than 1 page, but please use 2 separate sheets. They will be compiled and sent out electronically ASAP after the meeting. Please put your name on the recipe, and if there is a history to it, that is always fun to read.

Also, the Quilt store is pretty bare, so **PLEASE** search your sewing room for anything you would like to donate. We can only award as many prizes as we have in our store!!!

As a heads up, we are planning a children/teens book drive in November. We want to continue our tradition of giving in many different ways. The recipients of the books are still being decided. You will hear more about this at the meeting. But if you are cleaning out your kids/grandkids book cases don't donate or toss those books, wait for our book drive.

SEW DAYS

First and third Tuesdays of each month at the Cabarrus County Senior Center, 331 Corban Ave., SE, Concord, NC. Hours are 9 am until 3 pm. You may bring anything to work on. If you need help with a technique or project, someone will be able to help you. If you need information, contact Mildred Lamb.

Second and fourth Tuesdays of each month at First Wesleyan Church at 301 Bethpage Road in Kannapolis from 9-4pm. This location is open to everyone to work on any items. A donation of \$5 per month from those that can contribute goes towards the church's expenses for utilities. Contact Debbie Morse.

COMMUNITY OUTREACH AND UPCOMING CHARITY EVENTS

This is a reminder that we will pick up our charity workshops at Fire Station #9 on **OCTOBER THE 12TH** and **NOVEMBER 30TH** from 9 to 4. The October date is a good one to finish your CVAN projects. We can talk about what you would like to do at the November meeting. ~Connie Richardson

HOSPICE QUILTS

Hospice would prefer quilts with widths of 30-44 inches and no longer than 60 inches. However, all contributions are appreciated.

Tom Richardson will quilt tops for Hospice and Victory Junction. Donations of material are accepted for backing.

ALL COMMUNITY OUTREACH CONTACT INFORMATION:

- QOV: Colleen Sain
- Port pillows for cancer patients: Martha Austin
- Hospice quilts: Debbie Morse
- Victory Junction Bears: Tom & Connie Richardson

QUILTING SUPERSTITIONS

Author: Quilting Company Team



Block Detail—Image used with permission from Bill Volkening, photographer and owner of the quilt

It is October, and while celebrating Halloween, it is fun to look at quilting superstitions throughout history. Be warned, it seems there was a lot of quilt shaking happening back in the day. They were either shaking quilts at people or throwing cats around in quilts to see where they would run out... Well, they did not have the internet back then and I'm guessing they needed to be entertained somehow!

Quilting Superstitions

- Never make a quilt with 13 blocks.
- If you sew on a Sunday, you will have to pull out all of those stitches with your nose when you get to heaven.
- If you begin a quilt on Friday, you will never live to finish it.
- You are supposed to sleep under your quilt when it is finished, even if it is going to be a gift.
- If a thread breaks, it will bring misfortune.
- Stitch a spider web design into a quilt to bring good luck.
- It's bad luck to give away your first quilt.
- When a person is ill, it is said if they sleep with a quilt, all the love from the quilt will heal them.
- Never make human figures on a quilt. It is believed the figures will walk and visit you at night.
- If you start a quilt in the form of a star, someone in the family will die before it is finished.
- If you dream while sleeping under a quilt for the first time, the dream will come true. Marriage quilts should be laid out fresh so that dreams on the first night will come true.

On Love & Marriage

- Back in the day of making quilts for your hope chest, young ladies made a charm quilt made of 999 squares of fabric. The 1000th piece was supposed to come from the sleeve of the fella they were going to marry.
- Bridal quilt should be quilted with continuous borders of vines or ribbon-like patterns. A broken border is said to foretell a broken marriage.
- A girl who begins piecing a quilt will not marry until it is finished. If an unmarried girl puts the last stitch in the quilt, she will become an old maid. (Thus the practice of filling a hope chest with quilt tops, not finished quilts)
- If a young lady shakes a new quilt out the door, the first man who comes through the door will be her future husband. If two people shake a cat in the quilt, the one near where the cat runs out will marry first.
- When a quilt is first taken off the frame, wrap it around an unmarried woman to give her luck in finding a mate. Throw it at the first single man she sees to charm him into a relationship.
- If someone wraps you in a new quilt, you will get married within a year.
- If you break a needle, the next baby will be yours.

2018 UPCOMING QUILT EVENTS

If you know of any other shows not listed, please contact the Newsletter Chairman to include them in future newsletters.

Quilt Carolina! Shop Hop

Thursday October 4-Saturday October 13th

<https://quiltcarolina.com/>

Quilts of the Valley Seasonal Inspirations – Catawba Valley Quilter's Guild

October 12-13 Friday & Saturday 9-5

Hickory Metro Convention Center 1960 13th Ave

Dr. S.E. Hickory NC 28602

www.catawbavalleyquiltersguild.com

Gate City Quilt Show

Gate City Quilt Guild

Congregational United Church of Christ

400 W. Radiance Drive, Greensboro

October 12-13

<http://www.gatecityquiltguild.org/>

The Brevard (WNCQG) Area 5 Quilt Guild

Free admission

October 18,19,20, 2018

Lutheran Church of the Good Shepard

222 Fisher Road

Brevard, North Carolina

Quilters' Quest Shop Hop – Maryland & Northern Virginia

October 19-28th

www.quiltersquest.org – sign up for newsletter for information

Winston Salem Quilts!

November 2nd (9-5) & November 3rd (9-4)

Gateway YWCA 1300 S. Main Street Winston

Salem, NC 27127

www.forsythquilters.org

The Quilting & Fiber Art Marketplace

January 11th & 12th, 2019

Dennis A. Wicker Civic Center, Sanford, NC

Forsyth Piecers and Quilters

details at www.quiltersgallery.net

FACEBOOK PAGE

Remember to visit the page as often as you can—not just the day after our meeting. **LIKE**, **COMMENT**, and **SHARE** things. Look for our monthly meeting EVENT on Facebook. Start doing this now to increase the interest in our quilt show! Mark that you will be attending the quilt show and forward the event to friends!

GUILD LIBRARY

If you have any request for books please email JoAnn Hahn.

COMMITTEE CHAIRPERSONS

Newsletter: Janneke Bahamon

Program Committee: Johnnie McCallum and Darlene Woodham

Quilt Show 2018 Chairperson: Stephanie Mayes

Raffle Quilt 2018: Darlene Woodham

Raffle Quilt 2019: Anita Black

Guild Publicity: Carolyn Zaleski

Facebook: Cynthia Belton and Colleen Sain

Activity Committee: Valerie McGarity, JoAnne Fisher, Gail Toliver, and Karen Knapp

Community Outreach: Connie Richardson

Humanitarian/Hospitality: Karen Swart and Janie MacGown

Librarian: Jo Ann Hahn

Membership: Natalie Swilley

Sew Tuesday: Mildred Lamb

Website/Directory: Terry Patterson

QUILTING CLASSES (All Levels)

Looking to expand your quilting skills? There are classes available at most of the local quilting stores.

Dawn's Sewing & Embroidery – Albemarle, NC

www.dawnsfabrics.com

Parks and Recreation Department of the City of Concord, taught by Carolyn Sweet. For the next starting date, contact Carolyn at 704 782-3052.

We're Sew Creative – Concord, NC
<https://www.weresewcreative.com/classes/sign-up/>

Anderson's Sew & So – Rockwell, NC
<http://www.ansewso.net/>

Sew Much Fun – Lowell, NC
<http://www.sewmuchfun4you.com/classes.htm>

NEWSLETTER INFORMATION

DAYS OF THE MONTH TO REMEMBER:

22ND—articles that need writing, contact Janneke Bahamon

25TH—completed articles, send to cabarrus.quilters@gmail.com

1ST--newsletter will be sent by email.

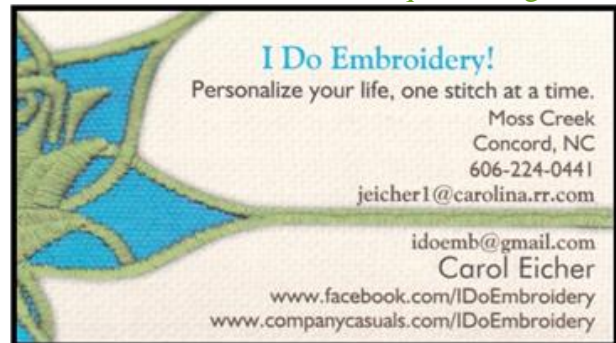
Paid members receive the newsletter by email. For US mail, there is a \$10.00 charge to defray the cost of paper and postage. It will also be available on the guild website for everyone.

NOTE: All guild member addresses and phone numbers are available in the most recent pictorial Guild Directory as well as the membership roster periodically emailed to members.

NEWSLETTER ADVERTISEMENT SPACE

Business card size \$7.00 per issue
Half page size \$15.00 per issue
Business card size is free for guild members

To advertise, contact cabarrus.quilters@gmail.com



I Do Embroidery!
Personalize your life, one stitch at a time.
Moss Creek
Concord, NC
606-224-0441
jeicher1@carolina.rr.com
idoemb@gmail.com
Carol Eicher
www.facebook.com/IDoEmbroidery
www.companycasuals.com/IDoEmbroidery



Dawn's Sewing
Specializing in Quilting, Fabrics & Classes
Dawn B. Hopkins
Seamstress/Quilter
1439 East Main St.
Albemarle, NC 28001
Phone - 704-985-3501
dawnsfabrics@gmail.com
www.dawnsfabrics.com
Hrs- Mon., Tues., Thurs., Fri. - 9:30 am till 5:00 pm
Wed. & Sat. - 9:30 am to 1:00 pm
Closed Sunday and holidays



Creative Corner
Yvonne Enea
(980) 206-3090
ytenea@gmail.com
www.facebook.com/ytenea
www.yvonnescreativecorner.com
Call for appointments & pricing
Many local locations to meet you
Quilts : T-shirt, memory, embroidered, custom & more
Custom Embroidered items
Custom scrapbooks and lessons



Terry Mathieu
owner
tmathie1@hotmail.com
Quilting like Mom
704-953-4603
Wingate, NC 28174
www.quiltinglikemom.com


The following businesses have donated long-arm quilting services and/or workspace to the Cabarrus Quilters Guild Quilts of Valor Creative Piecers Group efforts:



8637 Concord Mills Blvd.
Concord, NC 28027
704-971-0351
info@weresewcreative.com

Monday ~ Friday: 10-6
Saturdays: 9-4

www.weresewcreative.com



The Quilters Station, Inc.

Where Quilts Get Finished!™
Rebecca Verrier-Watt
International Award Winning Professional
Long Arm Quilter and On line Quilt Shopping

8401 Live Oak Road
Harrisburg, NC 28075
704-455-5236 - 704-737-5596 Cell
quilterstationnc@gmail.com
rverrierwatt@gmail.com
www.thequiltersstation.com

Anderson's Sew & So LLC
10104 Old Beatty Ford Road
PO BOX 219
Rockwell, NC 28138-0219
704 - 279- 3647
HUSQVARNA VIKING and JANOME
MACHINES NOTIONS FABRIC
SOFTWARE
WWW.ANSEWSO.COM
BECKY ANDERSON CHRIS WHITEHEAD



*Flutterby Embroidery
& Multi-Decoration*

.....
Lisa Verrier-Christy
.....
flutterbyembroidery.LVC@gmail.com
Flutterbyembroidery.com
8524 Indian Summer Trail
Harrisburg, NC 28075
980.225.6053



The Quilted Bicycle
144 Canterbury Drive
Salisbury, NC 28144
704-754-3567
Full Service Quilting
and Vintage
Favorites
thequiltedbicycle.com