



Cabarrus Quilters' Guild Newsletter

April 2021

REGULAR MEETING DATE & STARTING TIME

Our April 12th meeting will be via Zoom 6:30pm. Show up at 6:00pm for some social time. Please look for the link in your email a few days before the meeting.

2020 - 2022 GUILD OFFICERS

President

Sandra Allred

Vice President

Jackie Sabo


Secretary

Natalie Swilley

Treasurer

Julie Love

To instill in future generations the love and art of quilt making.



Happy Easter to you and yours. Hope you have a great Easter weekend. I will be working. We have a huge implementation that starts March 30 and goes through the first week of April. Thankfully, I'm not in the hot seat! And I do not envy the ones that are. I've been there, done that in the past.

FROM THE PRESIDENT'S DESK

So what are you working on this spring? I'll be sharing a double sided table topper I made for St. Patrick's Day and Easter in this month's Show and Tell. I hope to have more done on my mystery quilt pieces too. Right now I have blocks ready to trim. I'm also doing a Sew Along with WSC. Are you like me? I love starting new quilting projects, but struggle with finishing them.

Have any of you gotten a Covid Vaccine? I was fortunate enough to meet a nurse at WSC that was working a Moose Pharmacy clinic. She suggested I arrive at the end of it, and I might be able to get a 'leftover' vaccine. I went and I got it! It was the Johnson and Johnson one time vaccine. I had no side effects from it so was very pleased.

Last month, I went to check out a Starving Artist market as a potential place for us to sell 2021 Raffle Quilt tickets. I should have known better because I love craft markets! I bought birthday, Mother's Day and Christmas gifts while there. If you have a chance to check one out - do it. I really enjoyed it. And speaking of selling raffle tickets, Ann Weaver is still looking for options/locations to sell them. If you think of anywhere, give her a shout out.

The 4th clue in our mystery quilt is included with this newsletter. Don't forget to contact Carol Harris if you have any questions. If you are a new member, send an email to cabarrus.quilters@gmail.com asking for the first clues.

Our April program will be on Sewing Machine maintenance/repair by Tony Ferland.

Hope to see you on Zoom!

Sandra

Member Spotlight- Sharon Vrooman



Tell us about yourself in 1-2 sentences.

I am originally from upstate NY, a town called Schenectady. My husband and I built our home in Rockwell and moved here to the Carolinas in 2004. I am a Licensed Practical Nurse and still working for 46 years now, excited to see retirement nearing.

How long have you been a member of the Cabarrus Quilt Guild? Why did you join the CQG?

I have been a member of the guild for about 3 years now. I joined to learn more about quilting and meet people.



How long have you been quilting? How did you start quilting? Were there other crafty people in your family that inspired you?

I learned to quilt about 5 or 6 years ago after being approached by 2 guild members while shopping at Ben Franklins. They invited me to a meeting, and that's where it all began. I learned to sew in the 7th grade when I took home economics, and enjoyed crafting and garment sewing since. I became fascinated with quilting in recent years. No one else in my family sews or crafts.

What is your favorite part of the quilting process? What is your least favorite part? What is your favorite technique?

I can't say I have a favorite or least favorite part of quilting yet. I enjoy adding embroidery and appliqué to my quilts.

What's something about you (a fun fact) that not many people know?

I had a crush on my now husband when I was 17. We went to the same church and knew each other thru family dynamics. He is almost 8 years my senior and end of story. Until 25 years later, we were brought together.

Do you have any other interests or hobbies in addition to quilting?

I enjoy baking and spending time with my grandchildren.



Last Meeting Minutes

Cabarrus Quilters' Guild
Minutes of General Membership Meeting
Monday - March 8, 2021

Call to Order: President Sandra Allred opened the Zoom meeting at 6:31 pm.

Approval of Minutes: Carol Harris moved to approve our February minutes and Karen Bronkhorst seconded. The minutes were approved.

Committee Updates: None

President: Our Board discussed having meet and greets again when the weather warms up. We will continue our Zoom meetings and make the meet and greets extra and on a different day. Karen will check on church availability. We will begin a visitation time before our regular zoom meeting from 6:00-6:30.

Membership: We had one visitor, Lorna Dore and a new member, Debra Joyce.

Activities: Mystery Quilt – we received the 3rd clue for our mystery quilt. Contact Carol Harris with any questions/issues.

Raffle Quilt: Contact Ann Weaver to pick up your tickets to sell. She continues to look for places to sell tickets. If you have any ideas, please let her know.

Library: We have a new donation: Quick Strip Paper Piecing by Peggy Martin. Beautiful designs & easy templates.

Community Outreach: Tom finished quilting all the tops he was given for charity and is busy again - thanks to everyone who has contributed. Currently there are only two quilts left to bind. Connie wants to collect all the Hospice quilts out for binding and all of the bears to prepare for stuffing and closing on March 16 at The First Wesleyan Church in Kannapolis. A notice will be sent ahead of time to register to help. This will prevent us from exceeding the recommended number of people for safety reasons. Please drop off any bears needing stuffing before March 16 or bring to the church that day. Connie is enjoying seeing the monthly blocks in the charity quilts. Tom has sent pictures of the finished Hospice quilts to Terry to share on line. Connie needs quilts for Victory Junction by the middle of April to give her time to label and have put online before delivery. If you have quilts for Hospice or VJ, Tom is ready to quilt them.

Program: Our program was an interesting program on Coloring Fabric presented by our own Carol Harris.

Raffle drawing: Jackie Sabo did the monthly raffle drawing. The winners were Cathey Hooper, Phyllis Grass, and Valerie McGarrity.

Show and Tell was presented by Terry. Please send an email with details of the quilts you would like to include in future presentations to cqgshowandtell@gmail.com

Last Meeting Minutes

April Meeting:

- Program: Sewing Machine Repair by Tony Ferland
- Mystery Quilt Clue 4
- Show and Tell

The meeting was adjourned at 7:20 pm.

Respectfully Submitted,
Natalie Swilley
Secretary

Guild and Member News

ZOOM MEETING



Our April 12th meeting will be via Zoom 6:30pm.
Show up at 6:00pm for some social time.



Fabric Painting by Carol Harris

MEETING PROGRAM

Join us this month as Tony Ferland gives us pointers on keeping our sewing machine in tiptop shape. He comes to us with lots of experience and good ideas. You may have heard of him because he has visited many shows selling his sew perfect table. You can check out his website at

<https://www.sewperfectables.com/>

Next month Diana Lassahn will be back talking about the big block in quilting.



Mystery Quilt blocks by Julie Love

Guild and Member News

BY-LAWS REVISION

The By-Laws Revision Committee is working on updating our by-laws. It has been more than 10 years since the by-laws were written, and some of them are out of date to do the fact we have grown. The goal of the committee is to ensure the by-laws reflect our guild, so our committee members will call members April 5th-19th. Below is the list of the questions that they are going to ask you, so you can give it some thought before getting the phone call. All responses will be handled anonymously. Thank you for taking the time to talk to our committee members: Janneke Bahamon, Colleen Sain, Karen Bronkhorst, Julie Love, Carolyn Sweet, Ona Phillips, and Connie Richardson.

Janneke Bahamon and Colleen Sain

Questions:

1. What do you want the purpose to be for our Quilt Guild?
2. How can we achieve this purpose?
3. What do you enjoy most about our Quilt Guild? What can we do to improve your experience?
4. Do you agree/disagree with the membership requirement to make and gift one quilt each year?
5. Do you agree/disagree with the requirement that the quilt should be a child's quilt?
6. Do you agree/disagree with the requirement that the quilt must go to CVAN? IF no, what are your thoughts on who might benefit from a yearly donation of a quilt?
7. Is there anything you would like the By-Laws Committee to address?

If you would like to look at the by-laws, please go to https://cabarrusquiltersguild.org/About_Us_files/Bylaws%20of%20the%20Cabarrus%20Quilters%20Guild%20July%202012,%202010.pdf

2021 RAFFLE QUILT



Tickets for our 2021 raffle quilt, **Sea Swept Carolina**, are available and you will hear more about that soon. Please remember that each guild member is responsible for selling a packet. This year may be challenging since most of the venues at which we set up to sell tickets are cancelled. However, there will be opportunities to sell them. Please check the newsletter for future dates.



Guild and Member News

GUILD GARAGE SALE

Joann Hahn is selling an Xtra Large Bernina Embroidery Hoop for \$60. It has never been used and has original package, instructional dvd, and printed instructions. The original cost is \$300. If you are interested, please contact her.




If you have a sewing related item that you would like to sell, please send the request to cabarrus.quilters@gmail.com. There is no cost, but if the item sells, a donation to guild of 10% of the sale is requested. Please give the money to Julie Love. The item will only run in one newsletter unless the guild member emails requesting that it be in the newsletter a second time.

GUILD LIBRARY

BOOK NEWS! It's NOT an April Fool's joke! Your library just got 7 new books thanks to a recent online March sale at \$8 each! Yay! Members, email your book requests to the guild and I will contact you! Also, I will gladly pick up any books you have finished. See photo for titles. - An updated Library list is soon to come.

Stay safe & sew on,
Pat Hawkins



FACEBOOK PAGE

Contact Cynthia Belton to be added to our private guild facebook page.

Remember to visit the page as often as you can—not just the day after our meeting. **LIKE**, **COMMENT**, and **SHARE** things.

April Calendar



1st	It's April Fools Day - play it up
2nd	Happy Birthday Lisa Edwards
3rd	Happy Birthday Cathey Hooper
4th	Happy Easter
5th	Have you ready your Cabarrus Quilter's Guild Newsletter yet????
6th	National "Sorry Charlie" day - who remembers this?
7th	Happy Birthday Jackie Sabo
8th	April comes from the Latin word, aperio, "to open" (bud) because plans begin to grow during this month
9th	It's National Unicorn Day
10th	Siblings Day
11th	Happy Birthday Sandra Allred
12th	Send a text to a member whose name begins with A
13th	Take a walk on the wild side
14th	International Moment of laughter Day - send a joke to a friend
15th	Tax Day - Yuck Yuck
16th	Wear your Pajamas all Day
17th	Blah! Blah! Blah! Day
18th	Happy birthday Sylvia Stancil
19th	National Garlic Day -- don't get too close!
20th	Get Ready to celebrate Earth Day on Melba's Birthday
21st	American Quilters Society Week
22nd	Happy Birthday Melba Mick
23rd	It's National Take a chance day - what do you say, finished that project!
24th	Eeyore's Birthday
25th	National Telephone Day - phone a friend
26th	It's pretzel day, enjoy a handful
27th	Have you finished the next clue in the mystery quilt?
28th	National Superhero day - what a day to start your cuddle quilt
29th	If you haven't gotten your vaccine, sign up today!
30th	Get ready for next month



Get Involved

SILENT AUCTION

If you are interested in completing one of the donated silent auction projects, or have something you'd like to donate, please contact Jo Ann Hahn or Terry Patterson.

VIRTUAL SHOW AND TELL

Please share your latest quilt projects with a picture and caption sent to the email address CQGshowandtell@gmail.com. This address belongs to Cabarrus Quilters Guild and is managed by our Public Relations Chairperson, Terry Patterson. Pictures you share will be posted to our guild webpage with periodic links sent to your inbox. What fun to see what you have been creating in spite of our current Covid-19 restrictions.

COMMUNITY OUTREACH PROGRAM

Thanks to our generous members, we are close to accomplishing our goals for Victory Junction this year. As of this writing, 80 bears are completed and there are over 20 out in the hands of members being closed reaching the goal of 100 bears. Much was accomplished by 8 guild members in the "stuffing workshop" held at The First Wesleyan Church on the 16th. There are 40 completed Victory Junction quilts plus more out for bindings. The goal of 50 quilts will be done by delivery date in May. This week, 18 quilts were delivered to Tucker House (Hospice Care.) As of right now, there are 5 quilts ready for bindings and Tom has more to quilt. Thank you for helping us to reach these goals in such trying times. The pictures can be found on line for the hospice quilts. Terry will come to take pictures of VJ quilts and bears which will go on line next month. I really hope we have an opportunity to share this in person at our May meeting but Terry and I want to make sure everyone has an opportunity to see the results whether in person or online. Talk about goals, Melba has set a goal of 50 charity quilts for 2021 and has already done 31 so far this year.

I have had some questions about sizes of quilts for both Hospice and Victory Junction. Hospice would like smaller quilts, any size up to 60" long and approximately 40" wide. However, they will take any size. Keeping the width under 42 inches allows me to use standard size backing, much of which has been donated by Elaine VonCannon, and Norma McNamee, a contact through Facebook. Beth Huneycott, a guild member has also been quite generous with her donations.

I cannot overlook the contributions that add up from individual guild members. Victory Junction likes bigger quilts although they too will take any size. They often use the bigger quilts for auctions. I work with Cathy Davis at Victory Junction and she understands that we do not want our quilts to be given to the same child every year as much time and effort goes into these and we want to share our talents. She understands this and the quilts not used for auctions are given to children who may not be returning to the program, due to aging out or other reasons. If you have any questions about the Outreach program, feel free to contact me.

Stay safe and hope to see you soon,
Connie Richardson, Chairperson

Hospice Quilts

Hospice would prefer quilts with widths of 30-44 inches and no longer than 60 inches. However, all contributions are appreciated. Tom Richardson will quilt tops for Hospice and Victory Junction. Donations of material are accepted for backing.

COMMUNITY OUTREACH CONTACT INFORMATION

Quilts Of Valor: Colleen Sain

Port pillows for cancer patients: Martha Austin

Hospice quilts: Tom & Connie Richardson

Victory Junction Bears: Tom & Connie Richardson

Get Involved

2021 PROGRAMS

I Hey ladies!!!! Hope you had a great Easter. I have just been introduced to a wonderful new quilting website, Quiltville. <https://quiltville.com/index.html> There is a lot going on there and lots of free patterns. Bonnie is the designer. Here is her CV.



Hi! My name is Bonnie K Hunter, and I am a Hopeless Scrapaholic! Not a day goes by that I am not dreaming, plotting, planning, cutting, stitching ((and un-stitching!)) on SOMETHING Quilt-Related!

Take some time exploring the website. You'll find lots of tips & techniques, and many free scrap patterns to help you put that precious stash to good use!

If you like what you find in the free-stuff, check out my [Books!](#)

I enjoy writing a regular column for Quiltmaker Magazine called "Addicted To Scraps", helping and hopefully inspiring you to put your own [Scrap User's System](#) to work to create more quilts in less time!

Visit me on [Facebook](#) and [Instagram](#)--I just love being connected to Quilters!

Check out [Quiltville's Open Studio](#) for Facebook - a place to Sew, Share & Grow! Feel free to share photos of whatever project you are working on! Ask questions, leave answers for others -- treat this group as our Online guild! Please SHARE and INVITE all your quilting friends to join us!

Visit my almost daily [Blog](#) to keep up with my doings! We've got free tips, techniques and patterns running over there too! Not to mention recipes and other good stuff mixed in with a whole lot of real life living.



Get Involved

2021 MYSTERY QUILT

Mystery Quilt Clue #3 Update


Clue #3 omitted how many blocks were needed for the lap quilt. You need 17 blocks for the lap quilt or 12 blocks for the wall hanging.

Mystery Quilt Clue #4

Time for another clue! We get to make part of a block. Hope you can see a pattern coming together. If anyone needs help please let me know. Happy Quilting. Carol Harris

Guild Mystery Quilt Clue #4

Use a favorite technique to make half square triangles with background (light) fabric and fat eighths (dark fabrics) that will measure 2-1/2" (finish to 2" in quilt).



layer background fabric and fat eighths right side together and make:
wall hanging: 156 half square triangles that will measure 2-1/2" (finish to 2" in quilt)
lap quilt: 216 half square triangles that will measure 2-1/2" (finish to 2" in quilt)

NOTE

Remember that MOST techniques for half square triangles add 7/8" for the unfinished CUT (rather than 1/2" for plain patches). Some techniques (easy angle, etc.) allow you to make half square triangles from strips cut 1/2" larger than they will finish in the quilt (the same size as the plain patches in your quilt)

The grid technique allows you to make several (36 to 42) half square triangles from each sandwich of a fat eighth and background fabric.

Directions for several techniques for half square triangles may be found at:

<<http://quilting.about.com/library/weekly/aa022298.htm>>
<<http://www.nmia.com/~mgdesign/qor/technique/hst.htm>>

Information on the EZ Angle may be found here:

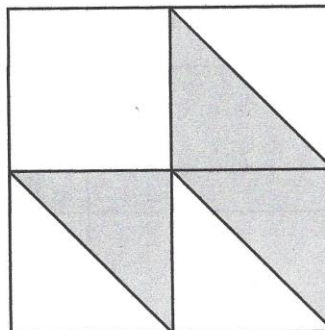
<<http://www.ezquilt.com/tutorial/angle.htm>>

Information on the Olfa #96 Triangle ruler may be found here:

<<http://www.fonsandporter.com/storefront/omr96.html>>

Information on Thangles may be found here: <<http://www.thangles.com/THMain/>>

Using one 2-1/2" square (from Clue #1) and three half square triangles (from the directions provided above), assemble 52 blocks (wall hanging size; 72 for lap size) of the following four patch:



Upcoming Quilting Events

If you know of any other shows not listed, please contact the Newsletter Chairman to include them in future newsletters.

Eli Whitney Quilt Show

October 2021 – No date yet

Call 919-259-8510 for more information

Quiltfest in Greenville, SC- POSTPONED

New Dates- April 28-30, 2022

<https://www.quiltfest.com/upcoming-shows-and-events/quiltfest-greenville-sc/>

Salisbury Rowan Quilters Guild- CANCELED

May 14 & 15th, 2021

For more information:

<https://www.salisburyrowanquilters.net/>

Carolina Shop Hop

July 9-24, 2021

<https://carolinashophop.com/>

For More information call 864-962-5353



FOR IMMEDIATE RELEASE


PAQA-SOUTH'S
2021 International Juried Art Quilt Exhibit
ARTQUILTS *going forward*
Now Online
www.paqa-south.org

In the spring of 2020, the world changed. Whether a dramatic shift or subtle alteration, everyone has been affected. What do you miss? How are you adjusting to present times? What is your vision of how we will live together going forward?

PAQA-South (Professional Art Quilters Alliance-South), invites you to reflect on these questions as you view the artist's responses displayed in art quilt form.

ARTQUILTS *going forward* features 30 quilts by 19 artists from across the United States and from Korea, the United Kingdom and France. The art was selected by jurors Susan Brandeis, Distinguished Professor Emerita at North Carolina State University's College of Design and Marguerite Gignoux, textile artist and educator based in Carrboro, North Carolina.

PAQA-South is a group of professional artists from across the United States who come together to promote innovative fiber and quilting arts. To learn more about PAQA-South, visit www.paqa-south.org. Sample photographs of previous shows and member artists' work are available the website.



Summer Blooms Quilt Show 2021- No dates

Forsyth Piecers & Quilters Guild

For more information:

<http://forsythquilters.org/>

The following Quilting Events have been **CANCELED**. Be sure to check with venues before planning trips to any quilt show in case of more cancellations.

Charlotte Quilters Guild Show-Canceled for 2021

<https://www.charlottequiltersguild.org/march-2020-quilt-show>

Asheville Quilt Show- Canceled for 2021

<https://www.ashevillequiltguild.org/quilt-show-1/>

All AQS QuiltWeek Shows Scheduled for 2021 Are Cancelled

- DAYTONA BEACH. February 24–27, 2021. Ocean Center.
- BRANSON. March 24–27, 2021. Branson Convention Center.
- PADUCAH. April 21–24, 2021. Schroeder Expo Center.
- GRAND RAPIDS. August 18–21, 2021. DeVos Place Convention Center.

Guild Committees



Activities & Programs - Jo Ann Hahn, Karen Bronkhorst, & Carol Harris

Community Outreach - Connie Richardson

Hospitality - Kathy Lock

Librarian - Pat Hawkins

Membership - Colleen Sain

Newsletter - Janneke Bahamon

Public Relations - Terry Patterson

Raffle Quilt 2021 - Ann Weaver & Marguerite Klaiber

Welcome - Cynthia Belton

Quilting Resources

Dawn's Sewing & Embroidery – Albemarle, NC www.dawnsfabrics.com

Parks and Recreation Department of the City of Concord, taught by Carolyn Sweet. For the next starting date, contact Carolyn at 704 782-3052.

We're Sew Creative – Concord, NC <https://www.weresewcreative.com/classes/sign-up/>

Sew Much Fun – Lowell, NC <http://www.sewmuchfun4you.com/classes.htm>

Newsletter Information

Days of the month to remember:

22nd—articles that need writing, contact Janneke Bahamon at cabarrus.quilters@gmail.com

25th—completed articles, send to cabarrus.quilters@gmail.com

1st—newsletter will be sent by email.

NOTE: All guild member addresses and phone numbers are available in the most recent pictorial Guild Directory as well as the membership roster periodically emailed to members.

NEWSLETTER ADVERTISEMENT SPACE

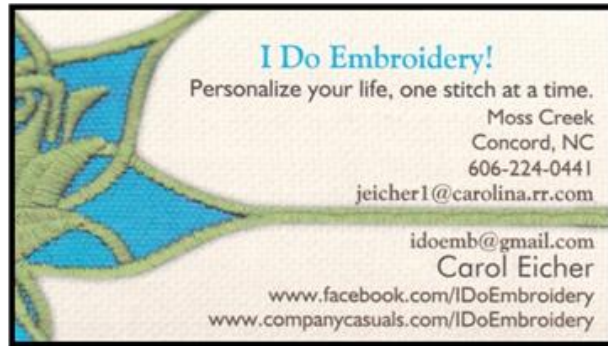
Business card size \$7.00 per issue

Half page size \$15.00 per issue

Business card size is free for guild members

To advertise, contact cabarrus.quilters@gmail.com

Advertising




The following businesses have donated long-arm quilting services and/or workspace to the Cabarrus Quilters Guild Quilts of Valor



The Quilters Station, Inc.
Where Quilts Get Finished!™
Rebecca Verrier-Watt
 International Award Winning Professional
 Long Arm Quilter and *On line Quilt Shopping*

8401 Live Oak Road
 Harrisburg, NC 28075
 704-455-5236 - 704-737-5596 Cell

quilterstationnc@gmail.com
 rverrierwatt@gmail.com
 www.thequiltersstation.com



The Quilted Bicycle
 144 Canterbury Drive
 Salisbury, NC 28144
 704-754-3567
 Full Service Quilting
 and Vintage
 Favorites
 thequiltedbicycle.com



DOGPATCH QUILTING
 Specializing in Longarm Quilting

DogpatchQuilting.com
 Like us on Facebook
 1904 Rankin Ave
 Newton NC 28658

336-473-1765 Linda
 828-461-8723 Wanda
 adnil458@yahoo.com
 RowbyRowExperience.com



8637 Concord Mills Blvd.
 Concord, NC 28027
704-971-0351
 info@weresewcreative.com

Monday ~ Friday: 10-6
 Saturdays: 9-4

www.weresewcreative.com