



Cabarrus Quilters' Guild Newsletter

June 2022

Meeting Information

We meet the second Monday of the month at Poplar Grove Baptist Church
3476 Poplar Tent Road, Concord, NC 28027.
Socializing begins at 6:00, and the meeting begins at 6:30.

Workshop Information

We meet the second Tuesday of the month at Rocky River Presbyterian Church
7940 Rocky River Road, Concord, NC 28025. The workshop is from 10:00am-3:00pm. With setup beginning at 9:30.

2020 - 2021 GUILD OFFICERS

PRESIDENT

Jackie Sabo

VICE PRESIDENT

Jo Ann Hahn

SECRETARY

Sandra Allred

TREASURER

Johanna Hysell

To instill in future generations the love and art of quilt making.

FROM THE PRESIDENT'S DESK

Hello Quilty Friends,

Our next meeting is on June 13th. Our guest speaker is Ms. Susan Edmonson. She is an amazing artist, and we are so lucky to have her. Check out her gallery on her website: susanedmonsondesigns.com. We will also be having a show and tell of all things patriotic. Bring your red, white, and blue on. There may be a prize or two awarded.

June 13th also happens to be National Sewing Machine Day sew show your machines some love. My machine and I had a little disagreement the other day, and after a trip to the ER, it had to take a time out to get serviced. I know it was my fault but my machine bit me HARD. No stitches though, just glue. Now the needle on my machine doesn't fall right in the plate anymore. Sew my machine is getting some TLC at We're Sew Creative. I still love her though, and I really miss her.

On June 14th, we have Ms. Edmonson teaching us how to crazy quilt. If you haven't signed up for the class yet it's not too late. There is a lot of information in the newsletter about what to bring. Make sure you check it out. It will be interesting to see what everyone creates. I really love these classes because they push me to try new things. I hope you do too!

Quilty Love,
Jackie Sabo



Barn Quilt Workshop with Susi Parron Smith

Last Meeting Minutes

Monday, May 9, 2022

CALL TO ORDER: The meeting was called to order by President, Jackie Sabo at 6:30 PM. Visitor Debbie Robb was welcomed to our meeting.

Our **program** on “Barn Quilt Trails across America” was presented by Susi Parron Smith. More information can be found on her website www.barnquiltinfo.com . Suzi will lead our workshop on painting barn quilts tomorrow at Rocky River Presbyterian Church.

During break members picked up the next month’s round robin bag, birthday fat quarters and purchased raffle tickets. A new member provided cookies for our break in celebration of her birthday month.

Minutes: Jackie Sabo moved to approve our April minutes, and Lisa Edwards seconded the motion. There were no questions or comments and the minutes passed.

Business: Discussion on a new location for our membership meetings continued from prior meetings. President, Jackie Sabo reported First Wesleyan in Kannapolis is available. Rocky River Presbyterian in Concord is not available. Forest Hills is available, but charges \$100 for 4 hours. New member Barbara Horne-Stead reported All Saints Episcopal Church is available in June or July. The meeting room is spacious and will the guild will only need to make a donation for its use. She has already reserved it for us. Barbara made a motion to move our membership meetings to All Saints after June, if the room is available. Joann Hahn seconded the motion. The vote was unanimous to move our membership meetings there.

Vice President, JoAnn Hahn, shared with us about a West Virginia Quilt shop she visited on a recent trip. JoAnn also shared June’s raffle will be a wool ironing mat and mini iron. Karen Bronkhurst pulled tonight’s meeting raffle ticket and Sharon Smith won the mystery bag of quilt goodies.

Membership chair, Ann Weaver, shared we had 46 members present and one new member, Tiffany Hardwood. Tiffany is lives in Albemarle and owns an embroidery business.

Ann also shared we raised \$192.00 at the Cabarrus Brewery Craft fair. Our next opportunity to sell tickets will be Race Weekend at the Gibson Mill Depot. Ann will be sending out an email requesting volunteers once the date and times are confirmed.

Programs chair, Karen Bronkhorst, reminded members next month’s program and workshop will be by Susan Edmonson. Patterns are available for sale.

July’s program and workshop will be on collage quilts by our own Sylvia Stancil. We will make a snowman collage in the workshop. Workshop will be \$15.00 and kits are available for purchase of \$15.00.

Month	Day	Activity	Speaker
June	Monday	Crazy Quilts by Susan Edmonson	Susan Edmonson
	Tuesday	Crazy Quilt Workshop	Susan Edmonson
July	Monday	Collage Quilts	Sylvia Stancil
	Tuesday	Collage Quilt Snowman	Sylvia Stancil
August	Monday	Picnic	
	Tuesday	Sit and Sew	

September	Monday	Curved Piecing Technique Trunk Show	Annette Ornelas – Southwind Designs
	Tuesday	Curved Piecing	Annette Ornelas – Southwind Designs
October	Monday	NO PROGRAM – QUILT SHOW PREP	
	Tuesday	NO PROGRAM – QUILT SHOW PREP	
November	Monday	Charity Quilts and Challenge Quilts Show and Tell	
	Tuesday	Wreath Making	Karen Bronkhorst and Joann Hahn
December	Monday	Holiday Party	
	Tuesday	Sit and Sew	

Activities: Jackie reminded members to pick up their next round robin bag. And to bring a patriotic themed item to share in June. No exchange of these items. She also reminded us to be working on our apron to share during our August picnic.

Community Outreach, Connie Richardson reminded members of the charity sew day this Friday, May 13, at Fire Station #9, from 9am to 3pm. Help is needed to finish up some bears. She also has quilts that need binding. Next she would like us to focus on scrap quilting to make quilts for charity.

Connie reported that our Foster Care contact doesn't seem to understand how to use the donated quilts. They have requested help with decorating the covers of scrapbooks for the children. Julie motioned we donate our next quilts to hospice for the next couple of months. Barbara Horne-Stead seconded the motions and it passed in a vote.

A Charity Quilt show and tell was held next. Our next Charity Sew Day at Fire Station #9 will be June 10th.

Quilt Show 2022, Julie reported we need more vendors and asked the membership for help identifying some and contacting them. As part of the silent auction, we will have cash and carry items. We need members to make holiday and other small items for this.

Members shared projects during show and tell.

Adjournment: President Jackie Sabo make a motion to adjourn our meeting at 8:40.

Minutes Respectfully Submitted by Sandra Allred, Secretary 05/12/2022



Barn Quilt Workshop with Susi Parron Smith

Guild and Member News

PROGRAMS & WORKSHOPS



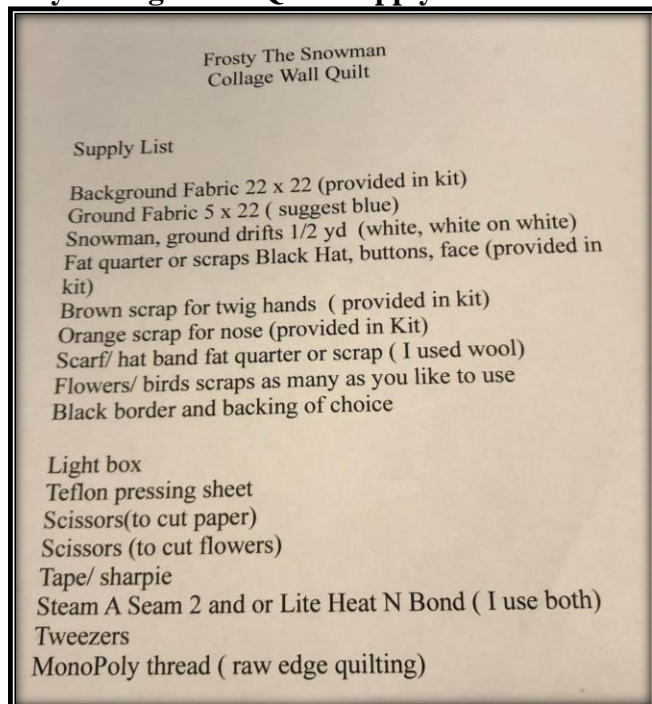
June 13th Program

Susan Edmonson will be inspiring us this month with her discussion of crazy quilts. She plans to inspire us to embellish all our projects. Crazy quilts are the type of project that the more you embellish them, the more interesting they become. Join us for a fun and informative meeting and workshop.

June 14th Workshop

Crazy Quilt Workshop- Supply list on the next page

July Collage Wall Quilt Supply List



July 11th Program

Our very own Sylvia Stancil will be leading a discussion of collage quilts. At our meeting she will be sharing her journey and discussing the joys of collage quilting. At the workshop we will be creating a collage snowman wall hanging. Sign up today. Space is limited. A kit is available

July 12th Workshop

Collage Quilt Snowman by Sylvia Stancil
Supply List in the photo.

August 8th Program

Annual Picnic

August 9th Workshop

Sit and Sew

September 12th Program

Curved Piecing Technique Trunk show
Annette Ornelas – Southwind Designs

September 13th Workshop

Curved Piecing

October 10th Program

Quilt Show Preparation
No Workshop

November 14th Program

Charity Quilts and Challenge Quilts show & tell

November 15th Workshop

Wreath Making- Karen and JoAnn
Start saving either pinecones, empty thread spools or fabric strips for desired project.

December 12th Program

Annual Holiday Party

December 13th Workshop

Sit and Sew

Guild and Member News

June Workshop “Crazy Quilt” Description

This class is designed to inspire you to embellish everything you see! Crazy Quilts were the very first Art Quilts, so the more you add to them the better. Susan will guide you through simple piecing & some fabulous hand embroidery stitches. There will also be techniques for beading & Stumpwork embroidery as well. She will bring some rubber stamps to enhance your little quilt or purse. We will probably only have time to do one block, but you can make your quilt as large as you like. Once you start embellishing, you won't know when to quit! She has a number of original patterns for sale, such as purses, wall hangings, fabric jewelry, and little fabric books, all made with Crazy Quilt techniques! These will be available to purchase, and you could choose one for the class project.

Crazy Quilt Supply List

**** Note: Choose your color palette now! This will make it much easier to pick from during class time. I recommend you also choose a neutral color fabric to help you get started. What this means is if you choose white or cream, you need to work with a pastel color palette, if you choose black, you need to work with jewel toned fabrics, if you choose taupe or gray, then you will be working with medium toned fabrics. Remember the piecing is not the most interesting part of this project, it is the “background” and the base for all your beautiful stitching, beading, and anything else that can be sewn on! Please contact Susan if you have any questions about what to bring! Please don't stress! Pick a color palette you love and it will be beautiful!*

- Any of Susan's Crazy Quilt Patterns: “Crazy Little Pockets”, “Crazy Little Purse”, “Little Memories”, “Pomegranate Purse”, “Crazy Hearts & Flowers” or “Collar Necklace”.
- Pattern fee: \$12.00 for any of the above patterns. (Sandra Allred has some you can buy)
- Sewing Machine & basic sewing kit. (Sewing machine optional, but it will have to be sewn by hand if not.)
- Fat Quarter - 1/2 yd. of muslin (depending on the size of the project)
- Fat quarter - 1/2 yd. for lining or backing (optional, for after class)
- 10-12 6-8” pieces of assorted cotton prints, solids, plaids, stripes, etc. Other fabrics will work if they are not too heavy. Velvets, are sometimes too heavy. (Lights, mediums, darks of coordinating colors, **include some solids**.) Silks are great too, but some really light weight ones need to be stabilized with something like “Tender-Touch” interfacing.
- 10” square of solid color fabric (I like linen too) for focal point to embroider or rubber stamp.
- Decorative threads such as pearl cotton (#12, 8 or 5) for hand embroidery. Choose threads in brighter, lighter & darker shades. (You want it to stand out!) Susan will have threads and silk ribbon for sale.
- Embellishments: Buttons, Glass beads, sequins, charms, etc.
- 1 1/2 yd. of 1/4” (approx.) cotton or silk cord for shoulder strap or for Crazy Little Purse 1/4 yd. of coordinating fabric with a light weight interfacing. (Not needed for class)
- White paper for tracing & crayon heat setting.
- Fabric pencil (silver General) or chalk pencil (General)
- Hand embroidery needles (Chenille #20 or 22)
- Hand Embroidery Book (Sue Spargo's Creative Stitch Book will be available to purchase in class or from her website: www.susanedmonsondesigns.com)
- Straw or Applique needles for beading (beading needles are not necessary)
- Crayola Crayons box of 64. (Optional)
- For wall hanging you will need a background fabric that is a little heavier than regular quilters cotton fabric. Sandcastles, linen, light weight home dec. etc.
- Apron for rubberstamping

****Susan will provide rubber stamps & ink pads for class use. Crayons will also be available.*

****There will be Hand Dyed fabrics, Threads, Lace and much more available to purchase during class.*

website: www.susanedmonsondesigns.com

Guild and Member News

AUGUST PICNIC

The August Picnic will be August 8th at 6:30pm at the Mills Clubhouse. We will have half a Publix sub sandwich, 2 cookies, chips, and a drink for each member. There is no cost to you. However, we ask that you place an order, so we can ensure the correct amount of food. A link to order food will be sent out to the guild members with the July Newsletter. You must order before Sunday, July 17th.

RAFFLE QUILT

A huge thank you goes out to Sandra Allred and her volunteers who set up and worked the raffle quilt table at the Spring Market on April 30th! A total deposit of \$192 was made following this event. Many thanks go to Charlotte Doyle, Johanna Hysell, Terry Patterson, Pat Stedwell, Shanna Rogers, Phyllis Moyson and Carol Harris. The next Bag Day at We're So Creative is Saturday, July 30th.

Thank you,
Ann Weaver

MEMBERSHIP

We had 46 members present at our May guild meeting. No members were present on Zoom. We have one new member, Tiffany Harwood of Albermarle, who recently moved here from the Raleigh area. She is anxious to get involved and wants to participate in activities, so please introduce yourselves and make her welcomed!! We had one guest, Debbie Robb, who several people already know, and we hope she will return and possibly join us! Our membership is now 71 members and growing!

Happy Quilting,
Ann Weaver



Barn Quilt Workshop with Susi Parron Smith



Guild and Member News

QUILTING TIPS FROM THE VICE PRESIDENT

Check the new website for Schmetz needles. Lots of free instruction and ideas.

<https://www.schmetzneedles.com/pages/sewing-machine-needle-education>

GUILD LIBRARY

For a complete list of our books, please go to <http://www.cabarrusquiltersguild.org/Library.html>

If you have any requests for books - please contact Natalie Swilley

FACEBOOK PAGE

Look for the **Cabarrus Quilters' Guild Group** on Facebook and request to be added to our private guild Facebook page.

Remember to visit the page as often as you can—not just the day after our meeting. **LIKE**, **COMMENT**, and **SHARE** things.

GUILD GARAGE SALE

If you have a sewing related item that you would like to sell, please send the request to cabarrus.quilters@gmail.com. There is no cost, but if the item sells, a donation to guild of 10% of the sale is requested. Please give the money to Julie Love. The item will only run in one newsletter unless the guild member emails requesting that it be in the newsletter a second time.



Barn Quilt Workshop with Susi Parron Smith



Community Outreach Information

Community Outreach Contact Information

QUILTS OF VALOR:
Colleen Sain

PORT PILLOWS FOR CANCER PATIENTS:
Martha Austin

HOSPICE QUILTS:
Tom & Connie Richardson

VICTORY JUNCTION BEARS:
Tom & Connie Richardson

2022 Charity Quilts

COOPERATIVE CHRISTIAN MINISTRY:

- Twin or queen quilt
- 40X60 lap quilt for seniors, adults, and children

CVAN:
- Lap quilt (any size)

CABARRUS COUNTY FOSTER PROGRAM:

- Cuddle quilt (any size)
- Lap quilt for infant to teens (any size)

COMMUNITY OUTREACH PROGRAM

We finished the 100 bears and have 12 quilts ready to send to Victory Junction. I have a call in for pickup. We have also sent 10 more quilts to CCM. Because the Foster Program has not responded to a need for more quilts, we voted in the May meeting to support the Hospice program in Cabarrus County for the time being. We finished the bears at the May workshop at Fire Station #9, and we have about 15 blocks made from Tulia Pink's book on the one hundred blocks. Nancy Hartsell, Peggy Fox's daughter, brought some of her scrap quilts and patterns that she has used. She will join us at the June workshop and share her ideas so that we can do some scrap quilting for charity. We can all bring scraps, ideas on making scrap quilts, and try the many ideas that will be shared. You should also bring some background fabric to piece the scraps together. The date of the June workshop is the 11th from 9 until 3. You can come the full time or what is convenient for you. Remember, you can work on any charity project here. There is no charge to you.

I have contacted Cathey Hooper, and she has agreed to show us her string "quilt-as-you-go" pattern. This is an excellent way to use scrap material and scrap batting. The "quilt-as-you-go" workshop details are below. The workshop will start at 9:30, but you can come anytime up to 2:00, and Cathey will help you. She goes to lunch around 11, but I will let you know her schedule for that day. A donation of \$2.50 would be appreciated for the use of the church facility. However, if this is a charity donation, your cost will be covered by the Outreach budget. I look forward to "scrapping" with you this summer. Together, there is so much we can accomplish for these worthwhile charities.

Connie Richardson, Outreach Chairperson.

Quilt as You Go Workshop

June 21, 2022 at 9:30 a.m. at First Wesleyan Church, Kannapolis

We will make 2 blocks and join them in this workshop.

Set up in back of room on side away from the door.

Instructor: Cathey Hooper

Supplies

1. Sewing machine in good working order
2. Sewing thread
3. Small cutting mat (optional)
4. Small iron or wooden iron (optional)
5. Square up ruler in size you wish to trim your block
 - a. Note: I use 8 1/2". If you go too small, say 4 1/2", you'll need a lot of squares to make a comfort-sized quilt. I suggest you learn the technique first, then decide whether you want to go smaller or larger.
6. Heavy Spray starch
7. Straight pins or clips
8. Thread to match your sashing

Pre-workshop prep work:

1. Sandwich the backing and batting. I spray baste.

2. Cut sandwiched backing/batting into at least two squares equal to the square up ruler plus ½” each side. For example, if my square up is 8 ½”, cut sandwiched backing and batting to 9 ½” or 10” if you wish a little wiggle room.
3. Cut scrappy strips of varying sizes (Note: If you already have some strips, make sure they are straight on the long sides.)
 - Width: From 1” to 2 ½”.
 - Lengths: At least 15” long and down to 6”.
 - Corners: At least 3” by 6”. Square, rectangles or irregularly shaped pieces will work also.
4. Cut sashing strips in contrasting color (black works well).
 - Cut at least two 1 ½” wide by 10 ½”
 - Cut at least two 1” by 10 ½”

Upcoming Quilting Events

If you know of any other shows not listed, please contact the Newsletter Chairman to include them in future newsletters.

Mountain Quiltfest

June 6-9

Le Conte Center at Pigeon Forge

2986 Teaster Lane, Pigeon Forge, TN 37

Carolina Shop Hop

July 8-23

<https://carolinashophop.com/>

Asheville Quilt Show

September 30 – October 1

WNC Agricultural Center, Davis Event Center

765 Boylston Hwy, Fletcher, NC 28732

<https://www.ashevillequiltguild.org/quilt-show>

Cabarrus Quilters Guild Splash of Color

October 14-15

Concord City Club at Gibson Mill

325 McGill Avenue NW, Concord NC 28027

Guild Committees

ACTIVITIES: Shanna Rogers

COMMUNITY OUTREACH: Connie and Tom Richardson

CHARITY QUILT RECORD KEEPER: Carol Harris

HOSPITALITY: Kathy Lock

LIBRARIAN: Natalie Swilley

MEMBERSHIP: Ann Weaver

NEWSLETTER: Janneke Bahamon

PUBLIC RELATIONS (WEBSITE, FACEBOOK & EMAIL): Terry Patterson

PROGRAMS: Karen Bronkhurst & Mary Ward

QUILT SHOW 2022: Julie Love & Sandra Allred

RAFFLE QUILT 2022: Ann Weaver

RAFFLE QUILT 2023-2024: Sharon Smith and Terry Patterson

WELCOME: Val McGarity

NOTE: All guild member addresses and phone numbers are available in the most recent pictorial Guild Directory as well as the membership roster periodically emailed to members.

Newsletter Information

DAYS OF THE MONTH TO REMEMBER:

22nd—articles that need writing, contact Janneke Bahamon at cabarrus.quilters@gmail.com

25th—completed articles, send to cabarrus.quilters@gmail.com

1st—newsletter will be sent by email.

NEWSLETTER ADVERTISEMENT SPACE

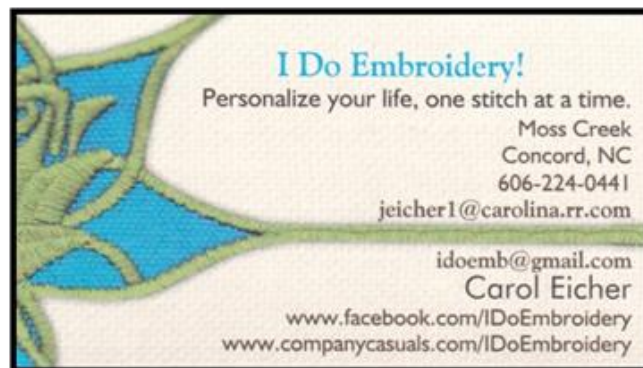
Business card size \$7.00 per issue

Half page size \$15.00 per issue

Business card size is free for guild members

To advertise, contact cabarrus.quilters@gmail.com

Advertising



I Do Embroidery!
Personalize your life, one stitch at a time.
Moss Creek
Concord, NC
606-224-0441
jeicher1@carolina.rr.com
idoemb@gmail.com
Carol Eicher
www.facebook.com/IDoEmbroidery
www.companycasuals.com/IDoEmbroidery



Rosie Quilts It!
by Elaine
Longarm Quilting Services
"Finishing Quilts one Row @ a time"
Pantographs e2e Interlocking Panto's
Custom Quilting
Elaine Brower
(704) 305-0522
elaine.brower21@gmail.com



JO HYSELL
BOROGROVE QUILTING
Long Arm Quilting Services
Custom Upcycled Quilts and
Keepsakes
facebook.com/borogrove
etsy.com/shop/borogrovequilting
Instagram @sewjousa
(704) 266-2636
Borogrovequilting@gmail.com


Advertising

The following businesses have donated long-arm quilting services and/or workspace to the Cabarrus Quilters Guild Quilts of Valor



The Quilters Station, Inc.
Where Quilts Get Finished!™
Rebecca Verrier-Watt
International Award Winning Professional
Long Arm Quilter and *On line Quilt Shopping*

8401 Live Oak Road
Harrisburg, NC 28075
704-455-5236 - 704-737-5596 Cell
quilterstationnc@gmail.com
rverrierwatt@gmail.com
www.thequiltersstation.com



The Quilted Bicycle
144 Canterbury Drive
Salisbury, NC 28144
704-754-3567
Full Service Quilting
and Vintage
Favorites
thequiltedbicycle.com



DOGPATCH QUILTING
Specializing in Longarm Quilting

DogpatchQuilting.com
Like us on Facebook
1904 Rankin Ave
Newton NC 28658

336-473-1765 Linda
828-461-8723 Wanda
adnil458@yahoo.com
RowbyRowExperience.com



FOR THE LOVE OF SEWING
BERNINA

8637 Concord Mills Blvd.
Concord, NC 28027
704-971-0351
info@weresewcreative.com

Monday ~ Friday: 10-6
Saturdays: 9-4

www.weresewcreative.com