



From the President's Desk:

Dear Guild Members,
It has been a relaxing month. I have a new board on the docket so now I can enjoy the start of fall. My daughter has moved out – again. Once again I got to help her move - this time to Washington, DC. I should be used to moving her in and out. Don't get me wrong, I love my daughter but every time I help her move there is more stuff. Do parents ever get to skip helping their children move? DC is not my idea of a place to live - too many people in too tiny spaces. I love my GPS. Oh well. Now I have a really cool place to visit.

I have some unfinished quilting to do so now that the weather is getting cool, I can drape the quilt across my lap without melting. I get to cuddle up in a quilt while quilting at that same time. I've been working on circle blocks for over a year. Now is the time to get dedicated to finishing. It really bothers me to have too many projects going at one time. I can multitask but only to a point. I don't understand how you can work on three projects or more at one time. I simply get confused with which block goes to which quilt. Instructions quickly turn into destructions. Guess I need more experience (New Year's resolution in the making).

Showing off our creations is the payment for our hard work. I never get tired of hearing "you really made this?" The more I quilt the more my own children tell their friends. Heaven forbid they give friends a store bought baby blanket! I like to hear "Mom can you make a quilt like this for me?"

Please give some thought on what show you want to volunteer for. For now our focus must be on the quilt show in October. There are still lots of things left to do. The better our preparation, the better

the show will be. We will need everyone's participation for a successful show.

Happy Quilting
Carol Harris

REGULAR MEETING DATE & STARTING TIME

The Cabarrus Quilters' Guild meets at 6:30 p.m. on the second Monday of each month in the fellowship hall at:

Forest Hill United Methodist Church
265 Union St. N., Concord, NC

VISITORS WELCOME!

Guild Officers:

President – Carol Harris
Vice President – Barbara Orr
Secretary – Barbara Petraske
Treasurer – Ann Bolick

Birthdays



Doyle	Charlotte	9/13
Richardson	Tom	9/14
Davis	Carol	9/18
Hoagland	Renee	9/22

August Meeting - Minutes

Carol Harris opened the August 2013 Cabarrus Guild Meeting by welcoming three visitors and announcing four birthdays.

Pat Stedwell and Terry Patterson stepped forward as the Nominating Committee and presented candidates for the 2014 Guild Board of Officers:

President: Carolyn Sweet
Vice President: Sharon Smith
Secretary: Nancy Miller
Treasurer: Barbara Bruce

The floor was opened for any additional nominations. There were none. Voting for the candidates will take place at the November meeting.

Carol offered a prayer before the attendees partook of the picnic offerings and voted on the 19 quilts submitted for the 2 Color Crayon Challenge. First Place went to Candy McManaway; Second Place to Debbie Morse; Third Place to Barbara Orr.

Carol called the meeting to order to complete business for the night. There was a discussion about changes to the Challenge for next year. She also announced that two carts are being made to transport the quilt racks for the show. Door prize was awarded.

Show and Tell: Several ladies presented their Kalidescope Quilts using the Ricky Tims method they had learned in class with Dawn Hopkins in Albemarle. Two quilts, a pocketbook and an apron were also presented.

Tips from the President: What needle is on your machine? Write the type and size on masking tape and put it on your machine for reference. Use knitting stitch holders to hold your basting pins when not in use - easier to access when needed and if closed easier to transport to class.

Respectfully submitted,
Barbara Petraske

Refreshments and Greeters

As you plan which months you will help with refreshments and greeting, we ask that you do not sign up for both volunteer jobs in the same month. The signup sheets will be available at each meeting for you to sign up until full.

September Greeter:

Sharron Brown

September Refreshments:

Kathy Lock
Libby Toler
Mary McKnight
Natalie Swilley

2013 SPEAKERS & WORKSHOPS:

*2013 Meeting & Workshop Schedule
Workshops cost: \$45 (payable to Cabarrus Guild)
(Any kit fees are payable to individual instructors)
Workshop hours: 9:30 to 3:30 (be there at 9:00 to set up.)*

September 9 and 10 Susan Edmonson

Trunk show and lecture September 9th meeting;
Workshop September 10th at Epworth UMC –
project will be Flower Doodles wall hanging. (Kit fee: TBA)

October 14 and 15 Mickey DePre

Trunk show and lecture October 14th meeting;
Workshop October 15th at Epworth UMC -
"Colorforms for Grown Ups - Design Your Own Fabric" and "Fusion Collage Appliqué". Mickey DePre came up with a fun new way to use up the smallest scraps in your stash to create your own fabric. (Kit fee: TBA)

Please note that the \$45 fee for the October workshop is due at the September meeting.

Upcoming Programs in 2014

Dottie Moore. February 13 & 14
Karen Combs. April 14 & 15

Visit our Newsletter Online:

www.cabarrusquiltersguild.org

There is no longer a password needed to access the newsletter online. No personal information will be available in this copy of the newsletter.

Membership Directory and Updates

Updates to member contact information will be sent to you periodically by email. Please contact Barbara Orr if you have any changes in your contact information.

Newsletter Information:

Every paid member will receive the newsletter in an e-mail early in the month. If you wish to have your newsletter mailed, there will be a small \$10.00 charge to help defray the cost of paper and postage. It will also be available on the guild website for everyone. If you have anything you would like included in the next newsletter, contact Barbara Orr.

Sew Saturday

September Sew Saturday – Canceled due to the judging being held for the Splash of Color Quilt Show.

Sew Tuesdays:

Sew Tuesdays are held the first and third Tuesdays of each month at the Cabarrus County Senior Center, 331 Corban Ave., SE, Concord, NC. Hours are 9 am until 12 noon the first Tuesday and 9 am until 3 pm the third Tuesday. You may bring anything to work on. If you need help with a technique or project, someone will be able to help you. If you need information contact Mildred Lamb.

SPASH OF COLOR T-SHIRTS

Terry Patterson had 5 "Splash of Color" T-shirts leftover from what we had printed a few years ago. They are in new condition! 2 smalls - one without the guild's name (this was the original sample shirt from the printer), 1 Large, and 2 that are XL. They were originally sold for \$15 but will be available for sale at \$10 each. See Terry if you are interested in purchasing one.

Guild Library:

The Guild maintains an extensive quilting library list on our website. If you see any books that you would like to "check out", contact Debbie Robb and request that she bring the book to the next meeting.

SPLASH OF COLOR QUILT SHOW COMMITTEE:

SHOW CHAIR – JoAnna Cupp

SHOW CO-CHAIR – OPEN POSITION

QUILT CHAIR – Stephanie Newbrough

QUILT CO-CHAIR – Martha Jackson

MAPPING/HANGING QUILTS – Kathy and Jerry Lock

VENDOR CHAIR – Will and Judy Ford

VENDOR CO-CHAIR – Bonnie Labadie

ADVERTISING - Ona Phillips

BED TURNING - Debbie Robb

DEMONSTRATIONS – Pat Stedwell

ADMISSIONS – Carol Harris and Ann Bolick

SILENT AUCTION - Linda Brimanson and June Dale

WHITE ELEPHANT - Tom and Connie Richardson

WHITE ELEPHANT BOOTH – Donations are requested of any quilt related tools, gadgets, patterns, books, magazines, fabric (scraps to yardage). Only 100% cotton fabric donations are preferred since non-cotton fabric usually doesn't sell. Please measure and note the size of each fabric donation you are making when you drop it off to assist in our pricing it accurately. There will be a box for donations at each meeting or see Tom & Connie Richardson.

SILENT AUCTION BOOTH - If you are finishing a UFO or quilting something to give, the September meeting will be the last opportunity to turn it in before the show. If you have any items ready for the Silent Auction, give them to June Dale or Linda Brimanson.

RETREAT NEWS:

Many thanks go out to those of you that have made suggestions for a new retreat site. It's nice to know that so many of you value this time together and are interested in keeping this going.

Here are the suggestions. Take time to look at each one and consider which one would make the best venue for our retreat to call home. Here is the list along with some pros and cons on each one. The website for each one will be listed at the end of this so you can visit each site and see for yourself the amenities each site has to offer. There are three venues that cater to quilt retreats. Two of these are in the mountains of North Carolina and the other is across the NC/TN border.

1. Summit Quilt Retreat is located in Maggie Valley, NC. This facility is owned by a Moda fabrics distributor. The drawback to this facility is that it can only accommodate 6 quilters at one time.
2. Ponderosa Quilt Retreat is located in Waynesville, NC and is owned by the same people that own the Summit Quilt Retreat. This facility will accommodate up to 10 quilters at the same time.
3. Quilter's Inn is located in Cosby, TN. This facility asks for a minimum of 6 quilters and a maximum of 10. Holloway's Quilt Shop is located next door. It would be the farthest trip at almost 4 hours away from Concord.

More information on these three quilter specific venues may be found by visiting their website,

The following venues are conference centers located in either North or South Carolina and one in Virginia.

1. The White Oak Conference Center is located in Winnsboro, SC, about a 2 hour drive from Concord. The minimum number of participants is not known at this time.
2. Camp Caraway is located near Asheboro, NC and requires a minimum of 20 participants.
3. Lutheridge is located near Asheville, NC and requires a minimum of 25 participants.
4. Lake Junaluska is located near Waynesville, NC. This location has two different facilities that would accommodate the group and has experience with quilt groups. Meals are available onsite as an option to cooking. And meeting rooms are utilized for our quilting needs.
5. Finally there's Volunteer Gap Inn and Cabins located in Fancy Gap, VA. This facility only offers cabins. Some cabins will sleep up to 6 participants at once. The meeting room requires a short walk.

Those are the suggestions so far. If you would like a more in-depth look into any of these venues, here are their websites.

Summit Quilt Retreat and Ponderosa Quilt Retreat share a site. It is www.summitquiltretreat.com

Quilters Inn can be found at www.hollowaysquilts.com

The website for the White Oak Conference Center is www.scbaptist.org.

Camp Caraway's website is www.caraway.org.

Lutheridge can be found at www.novusway.com.

Lake Junaluska Conference Center is located at
www.lakejunaluska.com

Volunteer Gap Inn and Cabins website is
www.volunteergapinn.com.

If you have further suggestions or questions, please contact Lisa Edwards.

2013 UPCOMING QUILT SHOWS – If you know of any other shows not listed, please contact Barbara Orr to include them in the newsletters.

WILKES QUILTS LEGACY – CELEBRATING 15 YEARS

September 6-7, 2013

The Stone Center, 230 Cherry St., N. Wilkesboro NC

www.wilkesquilters.org

QUILT! CAROLINA QUILT TOUR

September 18-22, 2013

10 Participating Shops

www.quiltcarolina.com

QUILTING IN THE CAROLINAS

September 27, 28 & 29, 2013

31st Annual Asheville Quilt Show

The WNC Agriculture Center

1301 Fanning Bridge Rd., Fletcher, NC

<http://www.ashevillequiltguild.org/show.html>

A HARVEST OF QUILTS JUDGED QUILTS

Presented by Hearts and Hands ECA Quilters Guild

Dennis A. Wicker Civic Center, 1801 Nash St.,

Sanford, NC Admission \$5

www.heartsandhandsnc.org

RANDOLPH QUILTERS GUILD QUILT SHOW XIV 2013

November 8-9, 2013 (10 am – 5 pm)

Asheboro, NC

2013 Committee Chairpersons

2013 Program Chair – Linda Brimanson

2013 Quilt Show Chair – JoAnna Cupp

Audit Commit 2013 – Juanita Williams and Bonnie Labadie

2014 Raffle Quilt – Art Quilt Small Group

Community Outreach Chair – Tom & Connie Richardson

Historian – Phares Sechler

Humanitarian/Hospitality – Bonnie Labadie

Librarian – Debbie Robb

Membership/Newsletter – Barbara Orr

Sew Tuesday – Mildred Lamb

Sew Saturday – Carol Harris

Tabor Retreats – Lisa Edwards

BJ's Membership – Pat Stedwell

Webmaster – Terry Patterson

SEW HELPFUL HINTS

The following tips are from a book by Kim Diehl:

For wall hangings that lie smooth and flat, place a second hanging sleeve at the bottom edge of the quilt and insert a small dowel or flat strip of wood that has been cut slightly narrower than the width of the quilt. The added weight will eliminate any ripples and your piece will hang beautifully.

To easily protect your ironing board surface and keep it in "like-new" condition for longer, try ironing a sheet of freezer paper onto the cloth pad before you begin pressing your appliques. The paper will protect the surface from any fabric adhesives, and once your pressing is complete it can be peeled away and discarded.

Sew Funny!



Sew What's For Dinner?



Baked Fried Chicken

The author of this recipe is pretty sure they have discovered the KFC secret recipe! It is also baked...not fried and there isn't any skin! So you get to enjoy the taste of the seasoning, instead of pulling it off because of the slimy skin!

This is super easy and you are TOTALLY going to love it!

... Place thawed chicken breast tenderloin strips in a bowl of milk. Let soak for 20-30 min.

Mix in a Gallon Size Ziploc or Large Bowl:

1/2 tsp. Salt
1 Tbsp. Season-All
3/4 tsp. Pepper
1 cup Flour
2 tsp. Paprika

Preheat oven to 400 degrees. Cut 1/2 stick of butter into a few pieces and place in a 9x13 pan. Melt butter in pre-heated oven.

Spread melted butter around the bottom of the pan. Lightly spray the pan, if needed, to make sure that there are no dry spots.

Shake excess milk off of chicken and completely coat each piece with the seasoning mix. You can either shake the chicken in the bag, until coated, or dip each piece in the bowl until coated. Place each piece of chicken in the pan.

Cook for 20 min. Turn each piece of chicken and

continue cooking for 20 more minutes, or until cooked through. ENJOY!

BONUS RECIPE – This is the fudge La Verne Kidd made for everyone at the June Retreat




Pistachio Fudge (Yields 25 -1/2" pcs.)

Ingredients:


- 1 pound white baking chocolate squares or 12 oz. white chocolate chips
- 1 package (8 ounces) cream cheese, softened
- 3 cups confectioners' sugar
- 1/2 tsp. McCormick® Pure Vanilla Extract
- 1/4 tsp. McCormick® Pure Almond Extract
- 1/8 tsp. McCormick® Green Food Color
- 1/2 cup chopped pistachios
- Additional pistachios for garnish, if desired

How to make it

- Line an 8-inch square pan with foil, allowing foil to extend over sides of pan.
- Spray with no stick cooking spray.
- Melt chocolate as directed on package.
- Beat cream cheese in large bowl with electric mixer until smooth. Gradually beat in sugar on low speed until well blended.
- Add melted chocolate, extracts and food color; mix well.
- Stir in chopped pistachios.
- Spread evenly in prepared pan.
- Garnish with additional pistachios, if desired.
- Refrigerate at least 1 hour or until firm.
- Use foil to lift out of pan onto cutting board.
- Cut into 25 (1 1/2-inch) squares.
- Store in refrigerator.



The Quilters Station
 Where Quilts Get Finished!
Rebecca Verrier-Watt
 International Award Winning
 Professional Long Arm Quilter
 8401 Live Oak Road
 Harrisburg, NC 28075
 704-455-5236
 thequiltersstation@yahoo.com
 www.thequiltersstation.com



Dawn's Sewing & Embroidery
 Quilting, Embroidery, Fabrics & Classes
 810 Smith Street
 Albemarle, NC 28001
 704-985-3501 or
 704-982-9681


 Dawn B. Hopkins
 www.dawnsfabrics.com
 dawnsfabrics@gmail.com



Just For You Creations
 Longarm Quilting Service

 Carol Davis
 cdavis99@carolina.rr.com
 Justforyoucreations.com
 704-608-1967

 *Free Estimates
 *Smoke Free Studio
 *Quick Delivery



I Do Embroidery!
 Personalize your life, one stitch at a time.
 Moss Creek
 Concord, NC
 606-224-0441
 jeicher1@carolina.rr.com

 idoemb@gmail.com
 Carol Eicher
 www.facebook.com/IDoEmbroidery
 www.companycasuals.com/IDoEmbroidery

Newsletter Advertisement Space:

Business card size \$7.00 per issue Half page size \$15.00 per issue
 Business card size is free for guild members.