



Cabarrus Quilters' Guild Newsletter

March 2023

Meeting Information

We meet the second Monday of the month at **Harrisburg Presbyterian Church** (4815 State Hwy 49, Harrisburg, NC 28075). Socializing begins at 6:00, and the meeting begins at 6:30.

Workshop Information

We meet the second Tuesday of the month at **Harrisburg Presbyterian Church** (4815 State Hwy 49, Harrisburg, NC 28075). The workshop is from 10:00am-3:00pm. With setup beginning at 9:30.

2023 - 2024 GUILD OFFICERS

PRESIDENT
Sandra Allred

VICE PRESIDENT
Jo Anna Cupp

SECRETARY
Jo Ann Hahn

TREASURER
Johanna Hysell

To instill in future generations the love and art of quilt making.

FROM THE PRESIDENT'S DESK

What happened to another 6 weeks of winter? I don't think spring liked that forecast. I'm enjoying our warm days but have a feeling we'll get another hard freeze in March☹.


Terry sent me a prototype of our new website on WordPress. It looks great. She'll announce it once it is ready for public sight. She learned how to do WordPress herself without a class. Next time you see her, tell her thanks for all the work she does for our public relations which includes our website, Facebook, email and being our photographer. We have several members that work "behind the scenes" to keep our guild functioning and to help others find us.

I'm still trying to figure out how to represent myself in a quilt block for our March activity? I have so many "hats" in life, I'm trying to figure out which one to do. Hope you are working on yours.

Don't forget our March workshop is "square in a square". Contact Mary Jo to let her know you want to attend. If we don't have enough to sign up, we need to cancel the workshop. I'm taking my own advice now and emailing her.

Hope you enjoyed our short month. Looking forward to seeing everyone in our March meeting.

Sandra



Guild Member Charity Quilts

Last Meeting Minutes

Monday, February 13th, 2023

President Sandra Allred opened the meeting at 6:29pm. She thanked members for respecting the speakers last month and encouraged them to continue not whispering to each other while others were speaking.

Welcome Visitors (Valerie McGarity): Pattie Elder, Jan Payney and Beverly Cook

Program: Mary Jo introduced our speaker Carol Mallozzi who presented our program “Ruler Quilting on Your Domestic Machine”. Program was frequently interrupted due to equipment failure, so the General meeting proceeded until corrections were attended to. Then the program continued.

APPROVAL OF MINUTES: Mary Jo motioned to approve the January meeting minutes. Evelyn Dugon seconded the motion. Sandra asked if there are any corrections to the minutes, and the minutes were approved with a correction to change the date of donations from 2021 to 2022.

Carol Harris moved to allow members to bring as many quilts as desired, in any state of completion for “show and tell” and to only bring them once. Motion was seconded by Mary Jo. Recommendation was passed by majority of the membership present.

President Announcements

- Johanna as volunteered to look into taking our raffle quilt to the Harrisburg and/or Concord Art Walks. She will report back to the Raffle Quilt committee and the guild what she learns.
- We will have our budget vote after we hear which charities we selected to support this year.
- Sandra called on Colleen Sain to review our by-laws concerning charity support. Colleen has also developed a cheat sheet with pertinent information listed that will be emailed with next month’s newsletter.

Vice President, Jo Anna Cupp

- February raffle item was filled with fabric fat quarters and bundles, a planner, a calendar and other sewing/quilting goodies.
- February birthdays were announced and received a fat quarter.

February	Day
Anna Lopez	4
Joanne Fisher	13
Valerie McGarity	13
Julie Love	17
Peggy Overcash	17
Mary Ward	27

Break: Members purchased raffle tickets. Members also signed up for upcoming programs and activities.

Activities (Julie Love & Darlene Woodham):

- You can still sign up for the Challenge quilt and UFO activity. First UFO is due in March.
- Pocket Quilt Poems were distributed. The number each member made was recorded.
- Julie explained our March Activity is “me on a block”. Make a block that represents yourself.
- An M&M jar of candies was given to the member who guessed the number of candies within it, the nearest guess was by Karen Bronkhurst.
- Members were asked to quote a saying included in the newsletter under activities. Only 2 members submitted the correct or near correct quote “You've got to have a dream! If you don't have a dream, how are you going to make it come true?” Karen Bronkhurst and Jo Ann Hahn knew the quote.

- Throughout the year a variety of activities will be offered for members to gain points. The highest point getter will receive a prize at the end of the year.

Our **raffle** winner this evening was Sharon Smith.

Carol Harris, community service, announced the following charities will be presented with quilts in 2023 are CVAN, Hospice, and Jeff Gordon Hospital. Also, there are still members that have not turned in a 2022 charity quilt.

Connie Richardson shared activities for charity sewing for the fire Station House #9 are as follows: March 10th - Sit and sew and pick up kits to sew bears. In April we will stuff and close bears. Connie also requested placemats donations to be distributed to Meals on Wheels participants.

Treasurer Johanna Hysell, represented the Budget to Actual and 2023 budget to membership using a projector. Questions were received and answered. No further discussion was held on our donation to CVAN. As Collen reviewed in the bylaws, A portion of our profit for the raffle will go to CVAN. That will be determined each year and does not need to be a line item in our budget. Delores Swartz motioned we approve our 2023 budget, Johanna seconded it. Sandra asked if anyone had any more comments and a vote was held. The 2023 budget was approved.

Membership chair, Ann Weaver reported 44 members present, 2 on zoom and 2 rejoining members.

Upcoming Programs (Mary Jo Ward & Tiffany Harwood):

- **March program is** Gloria Stickney – “Square in Square System” designed by Jodi Barrows
- Plans for Mar, April and May were reviewed by Mary Jo.
 - April 10 - Carolyn Ratola – “Intro to Tucker Tools”
 - April 11 - Rapid Fire Hunter’s Star – Basic Recipe
 - May 8 - Lynn Lancaster Gorges – “Quilt History and Preservation”
 - May 9 - To be determined

2023 Raffle Quilt (Terry Patterson & Sharon Smith)

- Terry reported \$428 was sold at the Sanford Quilt Show. We have sold a total of \$580 including member ticket sales.
- Our next opportunity is March 4 at the Charlotte quilt show and signups are available.
- The Mancuso Greenville show is giving us the opportunity to sell raffle tickets at their show. They require 24 hours of white glove volunteer service over the 3 day show (April 20-22), 10-4 Thursday and Friday, 10-4 Saturday All volunteers must pay either the pre-registration fee or the general admission, so that they have proper identification to enter the show area, and we ask that all volunteers supply their own white gloves. If we have enough interest in volunteering, the guild will pay for a hotel room for 3 to stay overnight. If you want double occupancy, the guild will pay half the hotel fee. Members will still need to pay the \$15 admission fee.

Sylvia Stancil shared the Mt. Pleasant Museum will host a quilt show this summer. This is a non-judged show. They are surveying for possible interest. New and antique quilts will be shown, Exhibitors will be welcome to sell their quilts as well. Please email her if you are interested.

Members shared recent quilt finishes during show and tell. The meeting was adjourned at 9:05pm.

Minutes respectfully submitted by Joann Hahn

Guild and Member News

ACTIVITIES

I can't believe it is March already. I hope that you've been working on your UFO's! The March UFO is due at the Guild Meeting. I will have your certificate of completion and return of your dollar if you bring in your completed March UFO (remember it must have a label on it).

The March activity is "Me on a Block". At the February meeting I showed two different blocks about me. The first was a pieced heart block (last name love), the second was sketched on graft paper of the broken dishes block (I love dishes). The objective is to pick a quilt block that resembles you. You can use any type of craft to create this block. This is no size requirement, but it would be great if it was big enough so that everyone can see it when it is shared.

It's not too late to sign up for the Guild Challenge . . . Who Dun It? This quilt is due at the August Picnic.

Please let me or Darlene know if you have any questions.

Julie

2023 RAFFLE QUILT

Remember to sell your raffle tickets!



MEMBERSHIP

We had 45 members present and 2 on Zoom for our February meeting. We had 2 guest, Patte Elder and Jan Putney. If you know these ladies, please reach out and invite them to return in March! We had 2 new members join, Jody Cox and Loretta Sirota. Welcome! We had 2 previous members rejoin, Barbara Hinson and Janie MaGown. Welcome back! We are so pleased you all are here!

If you have any questions regarding Membership, please contact me.

Thank you,
Ann Weaver

MONDAY SUPPER CLUB

This has been on my mind for several weeks now. Many of our members eat alone many times. If we can meet before the scheduled meeting, it will be a chance to eat a sandwich or whatever you like together. If you are interested, meet me in the back parking lot of the church with something to eat, drink and bring a chair.

1. Weather permitting: 4 pm at the back parking lot of the church. bring your supper (dinner) and a drink and a chair.

2. There is no agenda, just friends talking and laughing and sharing your thoughts on quilting techniques and share any ideas on how to do it easier.

There will be no guild business discussed. We are only going to share quilting secrets. I do hope the weather cooperates. I do hope to see some of you there.

Melba Mick

GUILD LIBRARY

For a complete list of our books, please go to <http://www.cabarrusquiltersguild.org/Library.html>
If you have any requests for books - please contact Natalie Swilley.

Guild and Member News

PROGRAMS & WORKSHOPS

March 13th Program

Gloria Stickney from Sew Fabulous Inc. in Winston-Salem, NC describes the secrets of creating precise triangle star points with the Square in Square system designed by Jodi Barrows.

March 14th Workshop

Square in a Square- See next page for details

April 10th Program

Carolyn Ratola – “Intro to Tucker Tools”

April 11th Workshop

Rapid Fire Hunter’s Star – Basic Recipe

May 8th Program

Lynn Lancaster Gorges – “Quilt History and Preservation”

May 9th Workshop

To be determined

June 12th Program

Johanna Hysell – Trunk Show - Cathedral Windows

June 13th Workshop

Cathedral Windows Project

July 10th Program

Karen Bronkhurst – Christmas in July

July 11th Workshop

Christmas Ornaments

August 14th Program

Guild Picnic (No program)

August 15th Workshop

Open Sew

September 11th Program

Jackie Sabo – EQ Software Demonstration

September 12th Workshop

Open Sew

October 9th Program

Tiffany Harwood – Trunk Show – Quilted Jacket

October 10th Workshop

Quilt Jacket – Part 1

November 13th Program

Connie Richardson – Charity Quilts

November 14th Workshop

Quilt Jacket – Part 2

December 11th Program

Holiday Party

December 12th - No Workshop

FACEBOOK PAGE

Look for the **Cabarrus Quilters' Guild Group** on Facebook and request to be added to our private guild Facebook page. Remember to visit the page as often as you can—not just the day after our meeting. **LIKE**, **COMMENT**, and **SHARE** things.

GUILD GARAGE SALE

If you have a sewing related item that you would like to sell, please send the request to cabarrus.quilters@gmail.com. There is no cost, but if the item sells, a donation to guild of 10% of the sale is requested. Please give the money to Treasurer. The item will only run in one newsletter unless the guild member emails requesting that it be in the newsletter a second time.

Guild and Member News

Square in a Square Class (SNS)

Join us March 14, 2023 for class to learn how to use the Square in a Square ruler designed by Jodi Barrows. Learn to make star points without having to cut and sew triangles. Just start with a square and sew strips on all 4 sides then trim with your ruler. It's like MAGIC!!

Supplies needed:

- Square in a Square ruler available here: <https://www.sewfabulousquilts.com/collections/notions-gifts/products/square-in-a-square-ruler-quick-easy-quilts-book-combo>
- Rotary cutter & mat
- Thread to coordinate with your fabrics
- Sewing machine
- Basic sewing supplies
- Optional – Ruler to measure is 1/8" increments. Can use anything up to 12"

Fabrics – I'll be using patriotic colors during class, but you can choose from your stash. I will also have precut kits available to purchase at class time.

Please have fabrics cut and ready to sew prior to class time

White Fabric (or foundation color)

- 5 – 3" squares
- 2 – 3 3/8" Squares
- 8 – 4" x 2 1/4" Rectangles
- 1 strip 2" wide at least 20" long

Red Fabric (Star centers):

- 4 – 4" square



Blue Fabric (Star Points): (If you want a scrappy look, here's a good place to choose several blue fabrics)
2" wide strips 4 pieces width of fabric OR 8 pieces 1/2 width of fabric

Coordinating Red Fabric (cornerstones)

- 4 – 2 1/4" squares

Additional resources:

The SNS technique is great for quilt design. The SNS Technique (Volume 1) and SNS Diamond Technique (Volume 2) have 39 options to create precise star points, adapt patterns, option sizes and so much more! One ruler, 40 options, unlimited combination possibilities.

Technique reference book (30 detailed diagrams for 30 quilt patterns plus sizing charts):

<https://www.sewfabulousquilts.com/collections/patterns-and-books/products/square-in-a-square-technique-reference-book-volume-one>

Diamonds by the Square Book: <https://www.sewfabulousquilts.com/collections/patterns-and-books/products/square-in-a-square-technique-diamonds-by-the-square-reference-book-volume-two>

Guild and Member News

MARCH PROGRAM USING THE SQUARE IN A SQUARE TECHNIQUE

Join us at our next guild meeting to meet Gloria Stickney from Sew Fabulous, Inc. in Winston-Salem, NC as she describes the secrets of creating precise triangle star points with the Square in a Square system designed by Jodi Barrows. Use the Square in a Square system to create borders to spice up your quilts and as she also looks at various ways to bind or finish your quilts.

Let's dive into thinking outside the box to create unique borders and bindings. The SNS system removes the challenges of cutting triangles and reduces the "human element" to create precise points with exact measurements.



There are 40 "Options" with the Square in a Square ruler and the combination of options is unlimited. Create unique borders for your quilts with the Square in Square technique. Gloria loves to design quilts! And this system makes it so EASY because the math is already done, and she can create blocks in ANY size with the charts of this system!

Gloria did not cut any triangles to make these blocks, just sew strips to squares. You might say, "How did you do that?" Join us March 13, 2023 to see some of the beautiful quilts created with this technique. Then plan to join the in person class on March 14, 2023 to create the Prairie Star block using the Square in a Square ruler designed by Jodi Barrows.

Learn more about Gloria on her website at:

<https://www.sewfabulousquilts.com/>

Gloria Stickney
Sew Fabulous, Inc.
Winston-Salem, NC 27127
gloria@sewfabulousquilts.com
www.sewfabulousquilts.com



Community Outreach Information

Community Outreach Contact Information

QUILTS OF VALOR:
Colleen Sain

PORT PILLOWS FOR CANCER PATIENTS:
Martha Austin

HOSPICE QUILTS:
Tom & Connie Richardson

VICTORY JUNCTION BEARS:
Tom & Connie Richardson

2023 Charity Quilts

CVAN:
- Lap quilt (any size)

HOSPICE:
- Approximate size requested is 36 x 45, no longer than 60"

JEFF GORDAN'S CHILDREN'S HOSPITAL:
- Any size
-Please machine stitch the binding.
-Holiday themed quilts are accepted.

COMMUNITY OUTREACH PROGRAM

It was great getting back with friends. The Fire Station charity workshop was very productive. We had 10 participants and were able to complete close to 50 bear kits. **The next workshop at the fire station is March 10th, the Friday before the March general meeting.** We still need more kits made, but we also need to start making the bears. If you would like to learn to make the bears or do a refresher course, I will be teaching this step by step. There will be other experienced people who will help in this process. If you just want to sew part of a bear such as arms and legs, this also will be helpful. If you can not attend, there are kits that can be done at home. Mary Shea was able to get the small black and white check material, enough to do the rest of the arms and legs which I am cutting now. I will bring these to the workshop and the next meeting. They can be picked up at my house if you want to use your own material or you can pick up kits. Even though Victory Junction was not voted on to do quilts, the bear project has been ongoing for the past 10 years making at least 100 bears a year.

The quilt projects for this year are to go to CVAN, Hospice and Jeff Gordan's Children's Hospital. Remember to turn in your charity quilt to Carol Harris to get credit and should be shared during Show and Tell for that meeting. Tom will continue to quilt any tops beyond your required completed quilt. As a side project, Tom and I are collecting place mats for Meals on Wheels clients, and we will see that these are delivered to various routes throughout the year. There are over 350 clients but most routes have around 12 to 20 clients so they can be done a route at a time. They do not need to be of a specific theme. This is a good way to use scraps and practice new ideas. A good size is 12 by 18 inches, but they can be any size or shape that can be used as a place mat. If you have any questions, feel free to contact me.

Hope to see you at the next workshop.
Connie Richardson



Upcoming Quilting Events

If you know of any other shows not listed, please contact the Newsletter Chairman to include them in future newsletters.

The Carolina Lily Quilt Show

March 3-4, 2023 from 9:00-4:00
Union County Agricultural Center
3230 Presson Road Monroe, NC 28112

Capital Quilters Guild Quilt Show

March 17-18, 2023 from 9AM-5PM
Kerr Scott Building at the North
Carolina State Fairgrounds in Raleigh.
Admission is \$10/day and children under 10 are free.

Quiltfest Greenville

April 20-22, 2023
Greenville, SC

AQS 2023 Quilt Show Dates

Daytona Beach, FL • February 22–25, 2023
Branson, MO • March 22–25, 2023
Paducah, KY • April 26–29, 2023
Grand Rapids, MI • September 13–16, 2023
Des Moines, IA • September 27–30, 2023



Guild Member Charity Quilt

Guild Committees

ACTIVITIES: Julie Love and Darlene Woodham

COMMUNITY OUTREACH: Connie and Tom Richardson

CHARITY QUILT RECORD KEEPER: Carol Harris

HOSPITALITY: Kathy Lock

LIBRARIAN: Natalie Swilley

MEMBERSHIP: Ann Weaver

NEWSLETTER: Janneke Bahamon

PUBLIC RELATIONS (WEBSITE, FACEBOOK & EMAIL): Terry Patterson

PROGRAMS: Mary Ward and Tiffany Harwood

QUILT SHOW 2024: Sandra Allred & Stephanie Newbrough

RAFFLE QUILT 2023-2024: Sharon Smith and Terry Patterson

WELCOME: Val McGarity

NOTE: All guild member addresses and phone numbers are available in the most recent pictorial Guild Directory as well as the membership roster periodically emailed to members.

Newsletter Information

DAYS OF THE MONTH TO REMEMBER:

22nd—articles that need writing, contact Janneke Bahamon at cabarrus.quilters@gmail.com

25th—completed articles, send to cabarrus.quilters@gmail.com

1st—newsletter will be sent by email.

NEWSLETTER ADVERTISEMENT SPACE

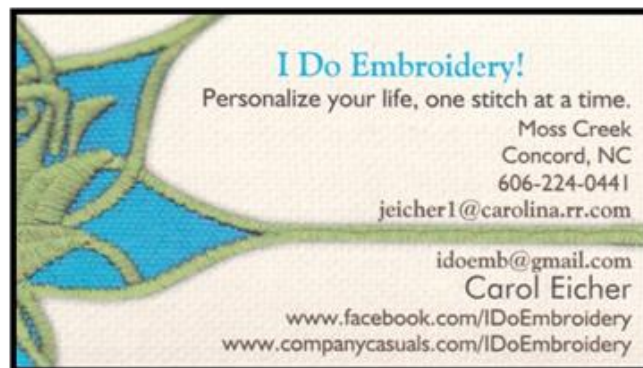
Business card size \$7.00 per issue

Half page size \$15.00 per issue

Business card size is free for guild members

To advertise, contact cabarrus.quilters@gmail.com

Advertising



I Do Embroidery!
Personalize your life, one stitch at a time.
Moss Creek
Concord, NC
606-224-0441
jeicher1@carolina.rr.com
idoemb@gmail.com
Carol Eicher
www.facebook.com/IDoEmbroidery
www.companycasuals.com/IDoEmbroidery



Rosie Quilts It!
by Elaine
Longarm Quilting Services
"Finishing Quilts one Row @ a time"
Pantographs e2e Interlocking Panto's
Custom Quilting
Elaine Brower
(704) 305-0522
elaine.brower21@gmail.com



JO HYSELL
BOROGROVE QUILTING
Long Arm Quilting Services
Custom Upcycled Quilts and
Keepsakes
facebook.com/borogrove
etsy.com/shop/borogrovequilting
Instagram @sewjousa
(704) 266-2636
Borogrovequilting@gmail.com

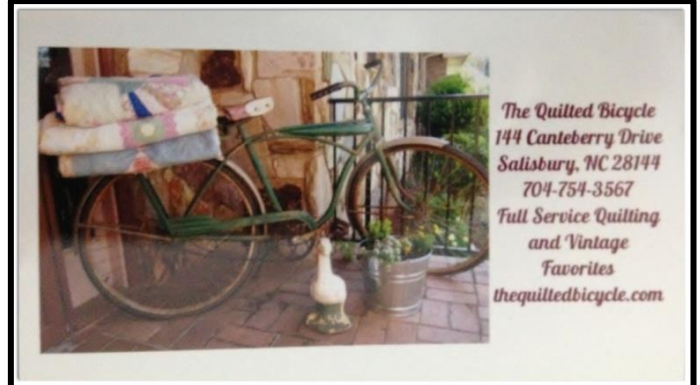
Advertising

The following businesses have donated long-arm quilting services
and/or workspace to the Cabarrus Quilters Guild Quilts of Valor



The Quilters Station, Inc.
Where Quilts Get Finished!™
Rebecca Verrier-Watt
International Award Winning Professional
Long Arm Quilter and On line Quilt Shopping

8401 Live Oak Road
Harrisburg, NC 28075
704-455-5236 - 704-737-5596 Cell
quilterstationnc@gmail.com
rverrierwatt@gmail.com
www.thequiltersstation.com



The Quilted Bicycle
144 Canterbury Drive
Salisbury, NC 28144
704-754-3567
Full Service Quilting
and Vintage
Favorites
thequiltedbicycle.com



DOGPATCH QUILTING
Specializing in Longarm Quilting

DogpatchQuilting.com
Like us on Facebook
1904 Rankin Ave
Newton NC 28658

336-473-1765 Linda
828-461-8723 Wanda
adnil458@yahoo.com
RowbyRowExperience.com



baby lock
FOR THE LOVE OF SEWING
BERNINA

8637 Concord Mills Blvd.
Concord, NC 28027
704-971-0351
info@weresewcreative.com

Monday ~ Friday: 10-6
Saturdays: 9-4

www.weresewcreative.com